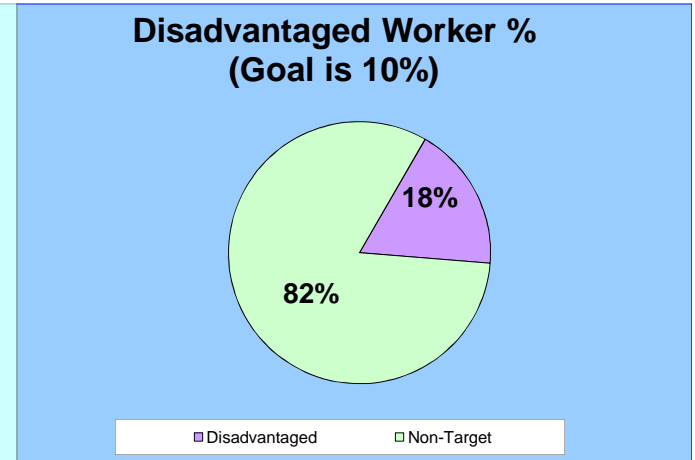
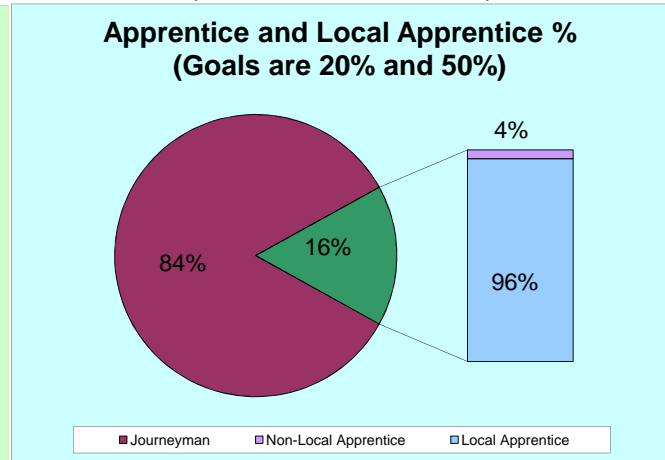
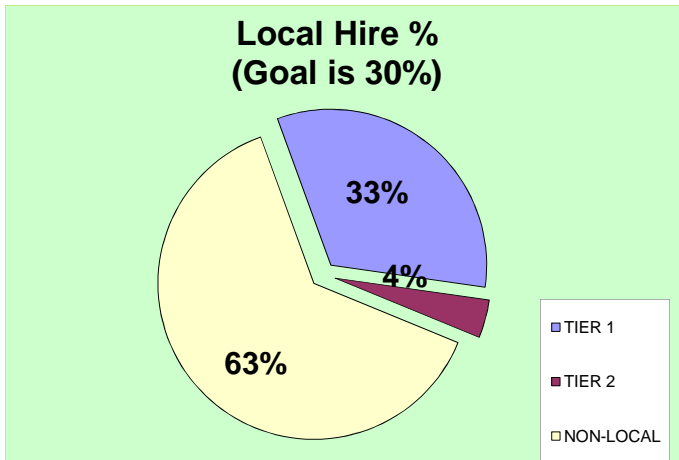


BUREAU OF CONTRACT ADMINISTRATION
DEPARTMENT OF PUBLIC WORKS, PUBLIC INFRASTRUCTURE STABILIZATION POLICY
SSRP - U01 Marina Freeway & Westchester Pkwy.
SUMMARY OF LOCAL HIRING @ 79.5% COMPLETION (Reporting Periods: 10%, 30%, 50%, 70%, 90%)
(FEBRUARY 2012 -- OCTOBER 2012)



MONTH/YEAR	Local Hours					Apprentice Hours					Disadvantaged Hours			
	TIER 1	TIER 2	NON-LOCAL	TOTAL	LOCAL %	LOCAL APPRENTICE	NON-LOCAL APPRENTICE	TOTAL APPRENTICE	LOCAL APPRENTICE %	TOTAL APPRENTICE %	DISADVANTAGED	NON-TARGET	TOTAL	DISADVANTAGED %
February 2012	136	-	294	429	32%	64	-	64	100%	15%	64	365	429	15%
March 2012	433		663	1,096	39%	184	-	184	100%	17%	246	850	1,096	22%
April 2012	421	72	652	1,145	43%	167		167	100%	15%	300	845	1,145	26%
May 2012	518	104	911	1,533	41%	268		268	100%	17%	407	1,126	1,533	27%
June 2012	323	46	531	899	41%	193	-	193	100%	21%	119	780	899	13%
July 2012	431	82	601	1,113	46%	186		186	100%	17%	260	854	1,113	23%
August 2012	686	51	1,770	2,506	29%	323	62	385	84%	15%	218	2,288	2,506	9%
September 2012	23	4	304	331	8%	12	-	12	0%	3%	12	320	331	3%
TO DATE	2,969	358	5,723	9,050	37%	1,395	62	1,457	96%	16%	1,623	7,427	9,050	18%

Data: Certified Payroll Reports

Local: Work hours performed by individuals whose primary residence is within Tier 1 or 2 zip code areas.

Tier 1: 90001, 90002, 90003, 90005, 90006, 90007, 90008, 90010, 90011, 90012, 90013, 90014, 90015, 90016, 90017, 90018, 90019, 90021, 90023, 90024, 90026, 90028, 90031, 90032, 90033, 90037, 90038, 90043, 90044, 90045, 90049, 90057, 90058, 90059, 90061, 90062, 90071, 90089, 90095, 90230, 90731, 90744, 90748, 90813, 91325, 91330, 91331, 91343, 91352, 91402

Tier 2: 90004, 90020, 90027, 90029, 90034, 90035, 90036, 90039, 90041, 90042, 90046, 90047, 90048, 90063, 90065, 90066, 90068, 90073, 90247, 90248, 90291, 90501, 90710, 91040, 91042, 91303, 91304, 91306, 91307, 91324, 91335, 91340, 91342, 91345, 91356, 91364, 91367, 91371, 91401, 91405, 91406, 91411, 91423, 91601, 91602, 91604, 91605, 91606, 91607

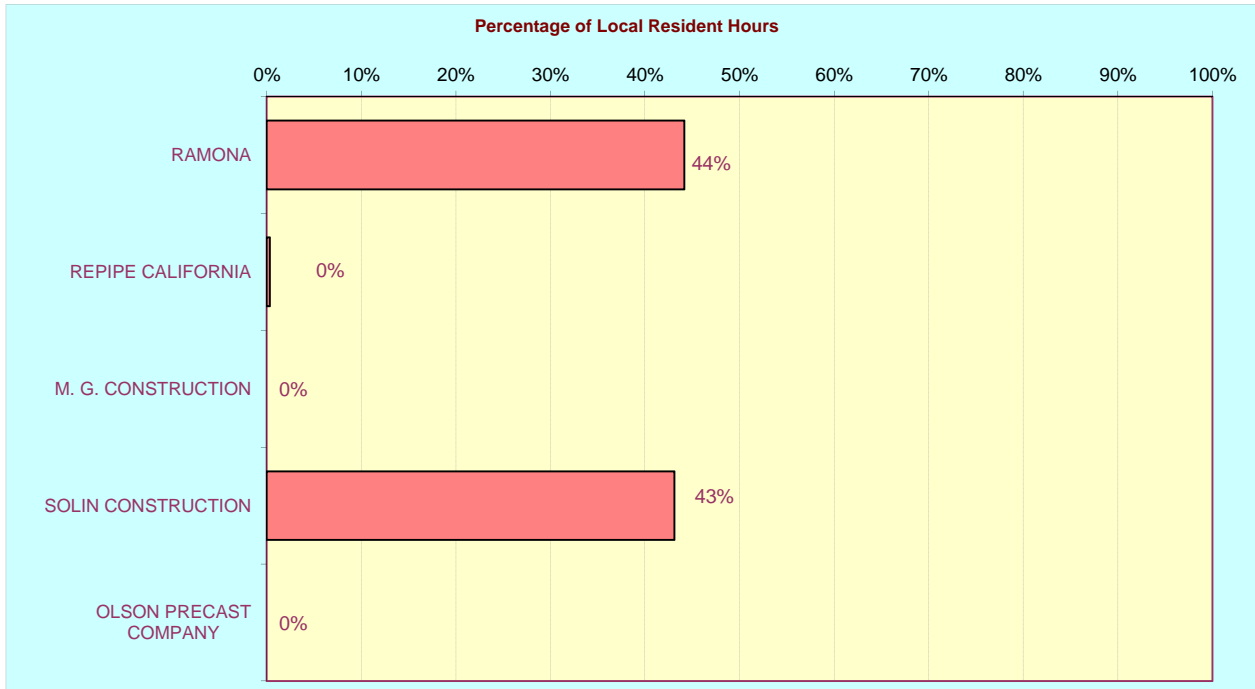
Disadvantaged: Work hours performed by any individual whose primary place of residence is within the City of Los Angeles and who prior to commencing work on a Covered Project, has been certified by the Jobs Coordinator as either:

(a) having a household income of less than 50% of the Area Median Income (AMI), or

(b) faces at least one of the following barriers to employment: being homeless, receiving public assistance, lacking a GED or high school diploma, having a history of involvement with the justice system, being a single parent, or suffering from chronic unemployment or underemployment.

Local Apprentice: Work hours performed by an apprentice who is indentured in a bona fide Labor/Management construction apprenticeship program, registered and approved by the State of California Department of Industrial Relations or Division of Apprenticeship Standards (DAS) and whose primary place of residence is within Tier 1 or 2 zip code areas.

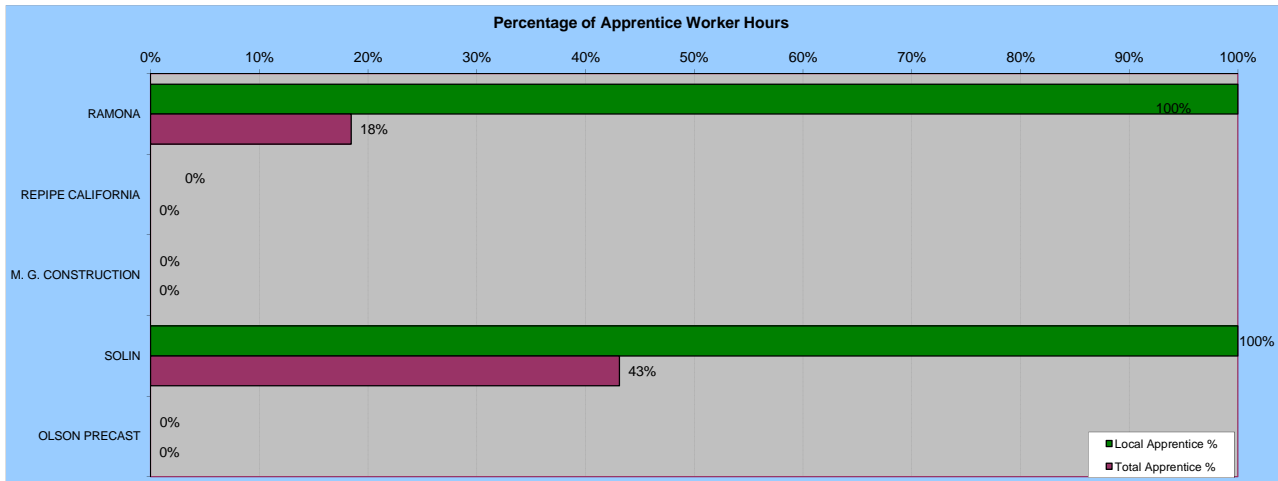
**SSRP - U01 Marina Freeway & Westchester Pkwy.
Contractor Summary for Local Residents
(FEBRUARY 2012 -- OCTOBER 2012)**



CONTRACTOR	HOURS				# OF WORKERS			
	Local	Non-Local	Total	Local %	Local	Non-Local	Total	Local %
RAMONA	3,310	4,186	7,496	44%	12	11	23	52%
REPIPE CALIFORNIA	4	1,138	1,142	0%	1	19	20	5%
M. G. CONSTRUCTION	0	219	219	0%	0	2	2	0%
SOLIN CONSTRUCTION	13	17	29	43%	1	1	2	50%
OLSON PRECAST COMPANY	0	165	165	0%	0	3	3	0%
TOTALS	3,327	5,723	9,050	37%	14	36	50	28%

Local: Work hours performed by individuals whose primary residence is within Tier 1 or 2 zip code areas.

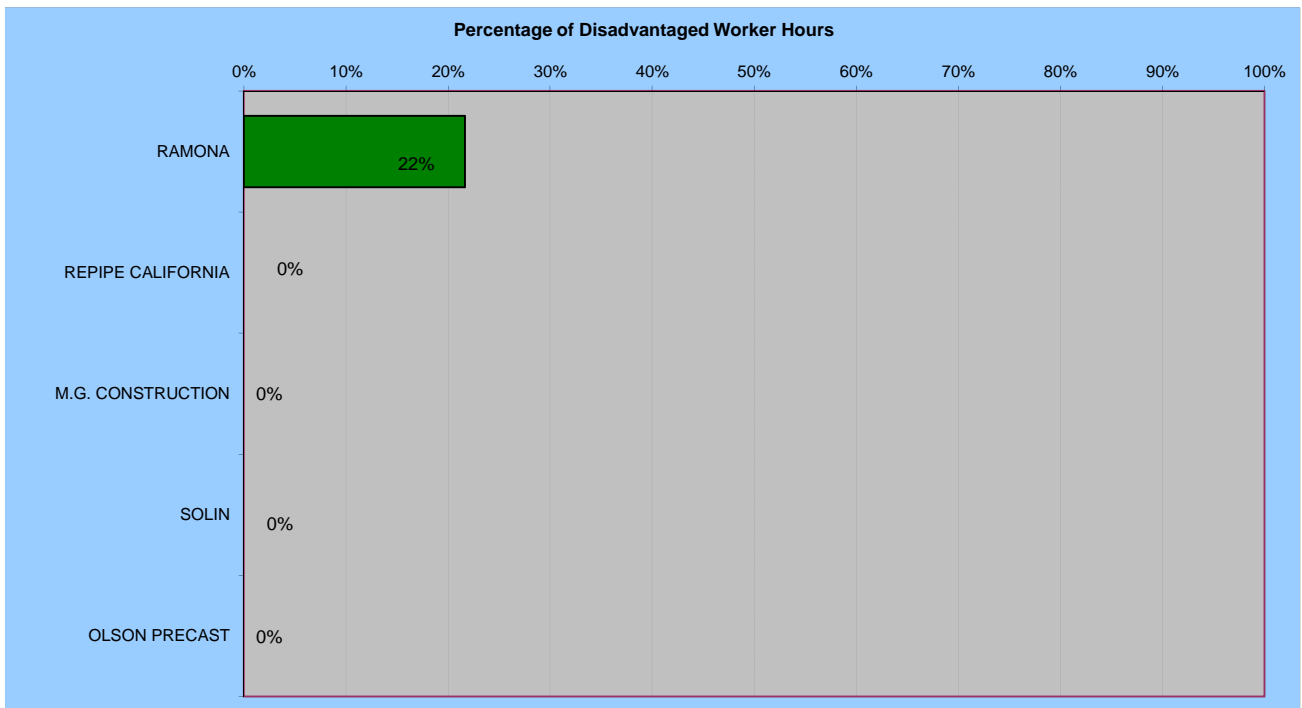
**SSRP - U01 Marina Freeway & Westchester Pkwy.
Contractor Summary for Apprentices
(FEBRUARY 2012 -- OCTOBER 2012)**



CONTRACTOR	HOURS						# OF WORKERS					
	Local Apprentice	Non-Local Apprentice	Total Apprentice	Total Hours	Local Apprentice %	Total Apprentice %	Local Apprentice	Non-Local Apprentice	Total Apprentice	Total Workers	Local Apprentice %	Total Apprentice %
RAMONA	1,383	-	1,383	7,496	100%	18%	7	-	7	23	100%	30%
REPIPE CALIFORNIA	-	-	-	1,142	#DIV/0!	0%	-	-	-	20	#DIV/0!	0%
M. G. CONSTRUCTION	-	-	-	219	0%	0%	-	-	-	2	0%	0%
SOLIN	13	-	13	29	100%	43%	1	-	1	2	100%	50%
OLSON PRECAST	-	62	62	165	0%	0%	-	1	1	3	0%	0%
TOTALS	1,395	62	1,457	9,050	96%	16%	8	1	9	50	89%	18%

Local Apprentice: Work hours performed by an apprentice who is indentured in a bona fide Labor/Management construction apprenticeship program, registered and approved by the State of California Department of Industrial Relations or Division of Apprenticeship Standards (DAS) and whose primary place of residence is within Tier 1 or 2 zip code areas.

**SSRP - U01 Marina Freeway & Westchester Pkwy.
Contractor Summary for Disadvantaged Workers
(FEBRUARY 2012 -- OCTOBER 2012)**



CONTRACTOR	HOURS				# OF WORKERS			
	Disadvantaged	Non-Target	Total	Disadvantaged %	Disadvantaged	Non-Target	Total	Disadvantaged %
RAMONA	1,623	5,873	7,496	22%	5	18	23	22%
REPIPE CALIFORNIA	0	1,142	1,142	0%	0	20	20	0%
M.G. CONSTRUCTION	0	219	219	0%	0	2	2	0%
SOLIN	0	29	29	0%	0	2	2	0%
OLSON PRECAST	0	165	165	0%	0	3	3	0%
TOTALS	1,623	7,427	9,050	18%	5	45	50	10%

Disadvantaged: Work hours performed by any individual whose primary place of residence is within the City of Los Angeles and who prior to commencing work on a Covered Project, has been certified by the Jobs Coordinator as either:

- (a) having a household income of less than 50% of the Area Median Income (AMI), or
- (b) faces at least one of the following barriers to employment: being homeless, receiving public assistance, lacking a GED or high school diploma, having a history of involvement with the justice system, being a single parent, or suffering from chronic unemployment or