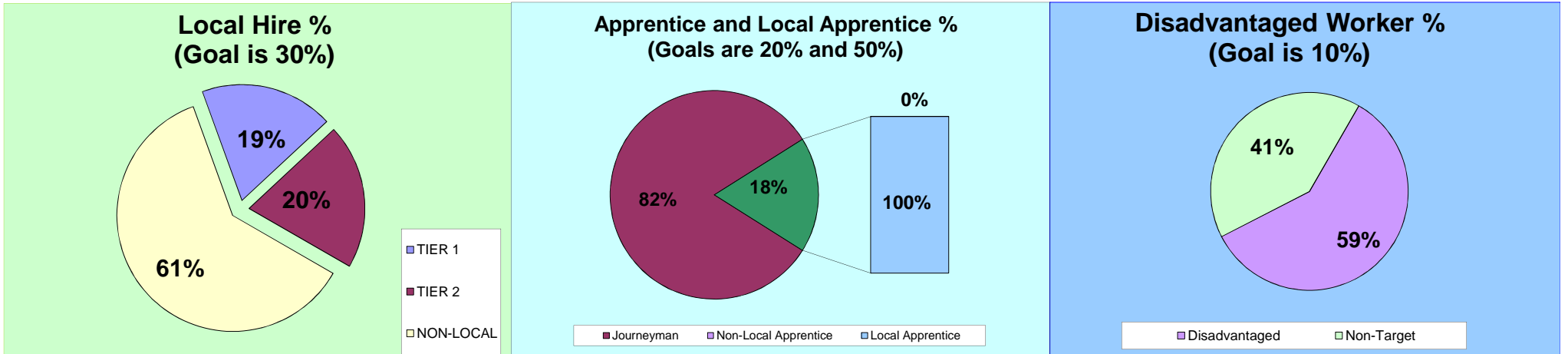


BUREAU OF CONTRACT ADMINISTRATION
DEPARTMENT OF PUBLIC WORKS, PUBLIC INFRASTRUCTURE STABILIZATION POLICY
SSRP A04 AIRPORT AVE & 78th ST and S06 VERMONT & 76th ST
SUMMARY OF LOCAL HIRING @ 15% COMPLETION (Reporting Periods: 10%, 30%, 50%, 70%, 90%)
(APRIL 2012 -- JULY 2012)



MONTH/YEAR	Local Hours					Apprentice Hours					Disadvantaged Hours			
	TIER 1	TIER 2	NON-LOCAL	TOTAL	LOCAL %	LOCAL APPRENTICE	NON-LOCAL APPRENTICE	TOTAL APPRENTICE	LOCAL APPRENTICE %	TOTAL APPRENTICE %	DISADVANTAGED	NON-TARGET	TOTAL	DISADVANTAGED %
April 2012	8	12	12	32	63%	8	-	8	100%	25%	16	16	32	50%
May 2012	347	333	1,064	1,743	39%	309	-	309	100%	18%	905	838	1,743	52%
June 2012	316	345	1,034	1,695	39%	321	-	321	100%	19%	1,062	633	1,695	63%
July 2012	181	236	685	1,101	38%	180	-	180	100%	16%	719	382	1,101	65%
TO DATE	851	925	2,794	4,570	39%	817	-	817	100%	18%	2,702	1,869	4,570	59%

Data: Certified Payroll Reports

Local: Work hours performed by individuals whose primary residence is within Tier 1 or 2 zip code areas.

Tier 1: 90001, 90002, 90003, 90005, 90006, 90007, 90008, 90010, 90011, 90012, 90013, 90014, 90015, 90016, 90017, 90018, 90019, 90021, 90023, 90024, 90026, 90028, 90031, 90032, 90033, 90037, 90038, 90043, 90044, 90045, 90049, 90057, 90058, 90059, 90061, 90062, 90071, 90089, 90095, 90230, 90731, 90744, 90748, 90813, 91325, 91330, 91331, 91343, 91352, 91402

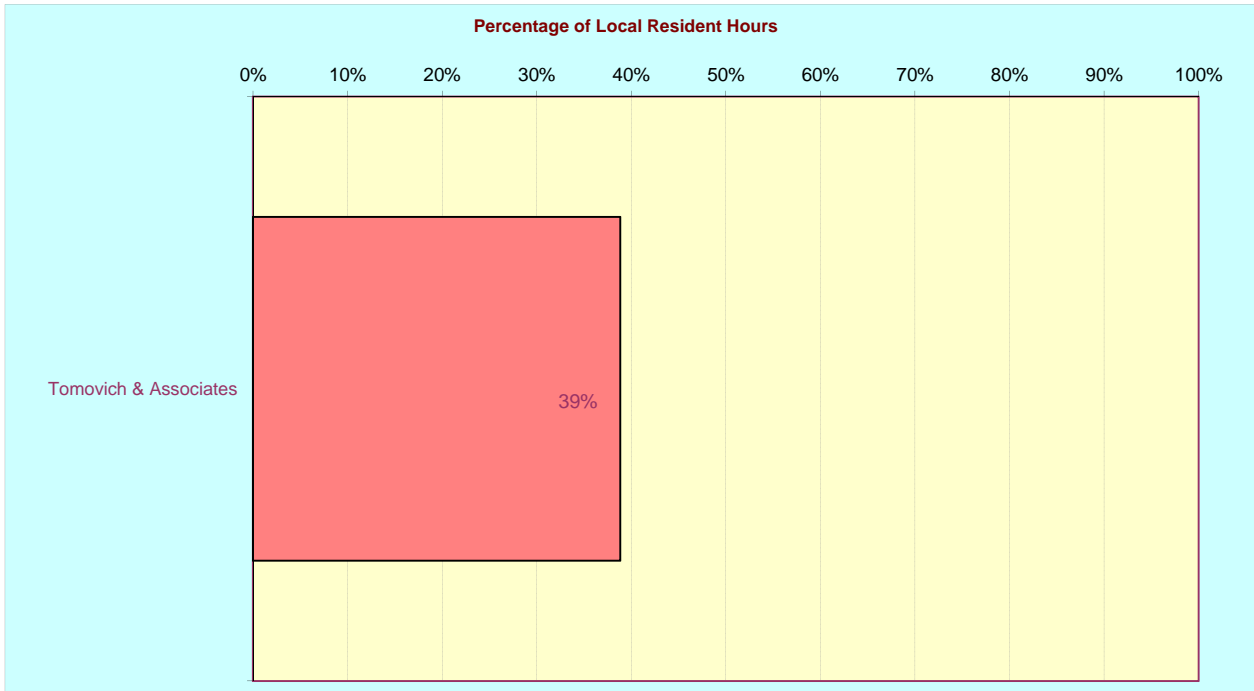
Tier 2: 90004, 90020, 90027, 90029, 90034, 90035, 90036, 90039, 90041, 90042, 90046, 90047, 90048, 90063, 90065, 90066, 90068, 90073, 90247, 90248, 90291, 90501, 90710, 91040, 91042, 91303, 91304, 91306, 91307, 91324, 91335, 91340, 91342, 91345, 91356, 91364, 91367, 91371, 91401, 91405, 91406, 91411, 91423, 91601, 91602, 91604, 91605, 91606, 91607

Disadvantaged: Work hours performed by any individual whose primary place of residence is within the City of Los Angeles and who prior to commencing work on a Covered Project, has been certified by the Jobs Coordinator as either:

- (a) having a household income of less than 50% of the Area Median Income (AMI), or
- (b) faces at least one of the following barriers to employment: being homeless, receiving public assistance, lacking a GED or high school diploma, having a history of involvement with the justice system, being a single parent, or suffering from chronic unemployment or underemployment.

Local Apprenticeship: Work hours performed by an apprentice who is indentured in a bona fide Labor/Management construction apprenticeship program, registered and approved by the State of California Department of Industrial Relations or Division of Apprenticeship Standards (DAS) and whose primary place of residence is within Tier 1 or 2 zip code areas.

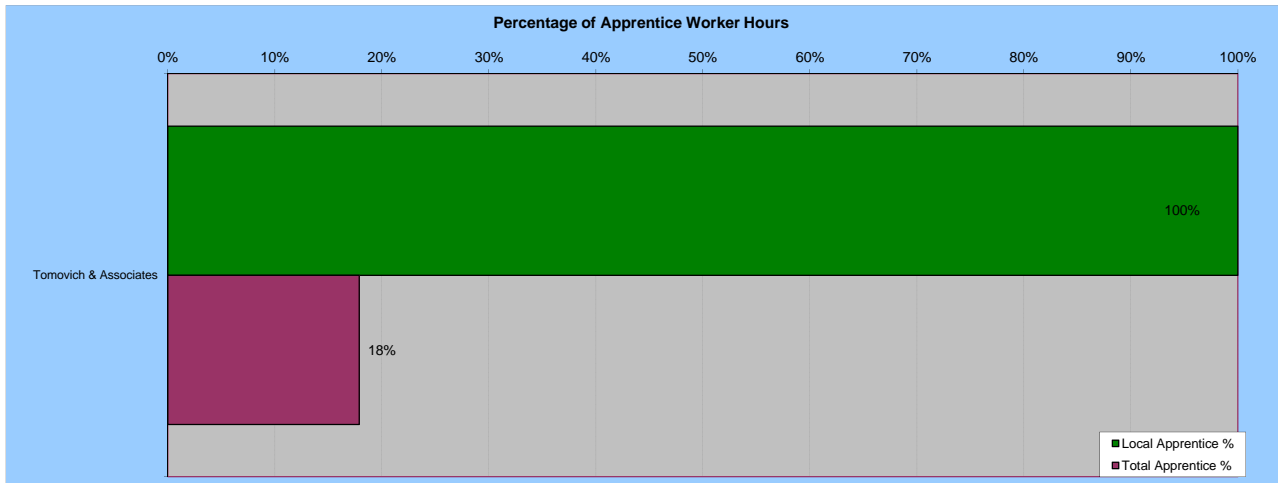
**SSRP A04 AIRPORT AVE & 78th ST and S06 VERMONT & 76th ST
Contractor Summary for Local Residents
(APRIL 2012 -- JULY 2012)**



CONTRACTOR	HOURS				# OF WORKERS			
	Local	Non-Local	Total	Local %	Local	Non-Local	Total	Local %
Tomovich & Associates	1,776	2,794	4,570	39%	4	9	13	31%
TOTALS	1,776	2,794	4,570	39%	4	9	13	31%

Local: Work hours performed by individuals whose primary residence is within Tier 1 or 2 zip code areas.

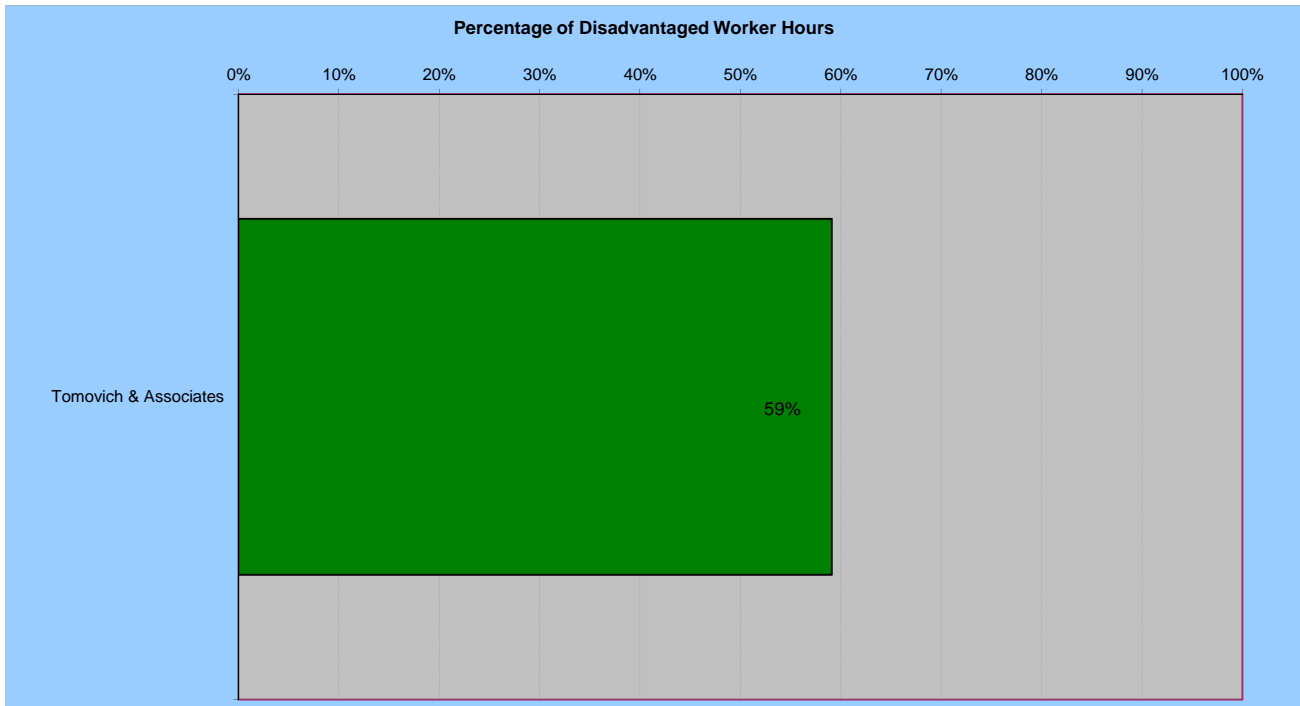
**SSRP A04 AIRPORT AVE & 78th ST and S06 VERMONT & 76th ST
Contractor Summary for Apprentices
(APRIL 2012 -- JULY 2012)**



CONTRACTOR	HOURS						# OF WORKERS					
	Local Apprentice	Non-Local Apprentice	Total Apprentice	Total Hours	Local Apprentice %	Total Apprentice %	Local Apprentice	Non-Local Apprentice	Total Apprentice	Total Workers	Local Apprentice %	Total Apprentice %
Tomovich & Associates	817	-	817	4,570	100%	18%	2	-	2	13	100%	15%
TOTALS	817	-	817	4,570	100%	18%	2	-	2	13	100%	15%

Local Apprenticeship: Work hours performed by an apprentice who is indentured in a bona fide Labor/Management construction apprenticeship program, registered and approved by the State of California Department of Industrial Relations or Division of Apprenticeship Standards (DAS) and whose primary place of residence is within Tier 1 or 2 zip code areas.

SSRP A04 AIRPORT AVE & 78th ST and S06 VERMONT & 76th ST Contractor Summary for Disadvantaged Workers (APRIL 2012 -- JULY 2012)



CONTRACTOR	HOURS				# OF WORKERS			
	Disadvantaged	Non-Target	Total	Disadvantaged %	Disadvantaged	Non-Target	Total	Disadvantaged %
Tomovich & Associates	2,702	1,869	4,570	59%	6	7	13	46%
TOTALS	2,702	1,869	4,570	59%	6	7	13	46%

Disadvantaged: Work hours performed by any individual whose primary place of residence is within the City of Los Angeles and who prior to commencing work on a Covered Project, has been certified by the Jobs Coordinator as either:

- (a) having a household income of less than 50% of the Area Median Income (AMI), or
- (b) faces at least one of the following barriers to employment: being homeless, receiving public assistance, lacking a GED or high school diploma, having a history of involvement with the justice system, being a single parent, or suffering from chronic unemployment or