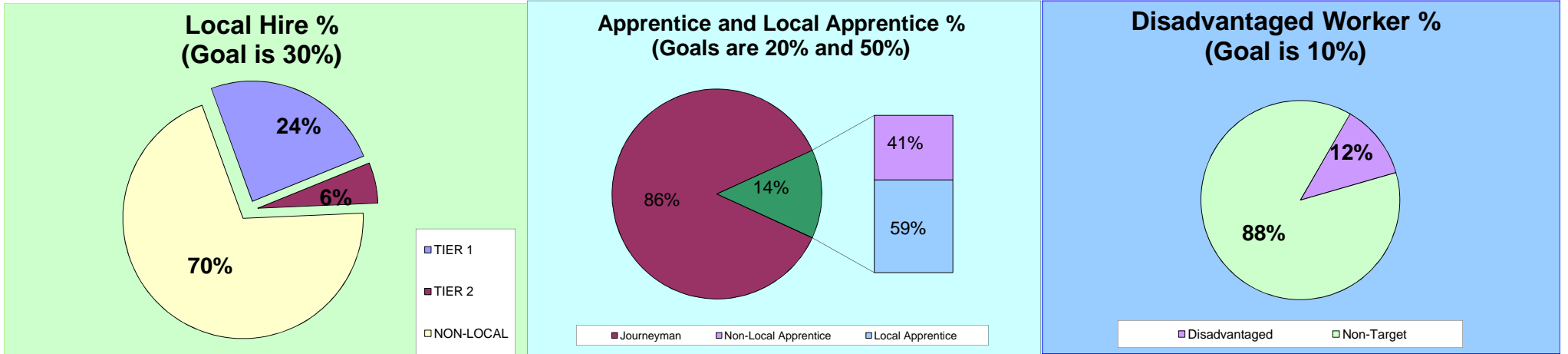


**BUREAU OF CONTRACT ADMINISTRATION  
DEPARTMENT OF PUBLIC WORKS, PUBLIC INFRASTRUCTURE STABILIZATION POLICY  
SSRP C03 VENICE BLVD & STEWART AVE.**

**SUMMARY OF LOCAL HIRING @ 93% COMPLETION (Reporting Periods: 10%, 30%, 50%, 70%, 90%)  
(APRIL 2012 -- OCTOBER 2012)**



| MONTH/YEAR     | Local Hours  |            |              |              |            | Apprentice Hours |                      |                  |                    |                    | Disadvantaged Hours |              |              |                 |
|----------------|--------------|------------|--------------|--------------|------------|------------------|----------------------|------------------|--------------------|--------------------|---------------------|--------------|--------------|-----------------|
|                | TIER 1       | TIER 2     | NON-LOCAL    | TOTAL        | LOCAL %    | LOCAL APPRENTICE | NON-LOCAL APPRENTICE | TOTAL APPRENTICE | LOCAL APPRENTICE % | TOTAL APPRENTICE % | DISADVANTAGED       | NON-TARGET   | TOTAL        | DISADVANTAGED % |
| April 2012     | 65           | 80         | 406          | 551          | 26%        | 80               | 18                   | 98               | 82%                | 18%                | 57                  | 494          | 551          | 10%             |
| May 2012       | 227          | 194        | 1,160        | 1,580        | 27%        | 202              | -                    | 202              | 100%               | 13%                | 219                 | 1,362        | 1,580        | 14%             |
| June 2012      | 255          | 142        | 960          | 1,357        | 29%        | 150              | 40                   | 190              | 79%                | 14%                | 183                 | 1,174        | 1,357        | 13%             |
| July 2012      | 512          | 43         | 1,204        | 1,758        | 32%        | 63               | 120                  | 183              | 34%                | 10%                | 280                 | 1,478        | 1,758        | 16%             |
| August 2012    | 733          | -          | 1,486        | 2,219        | 33%        | 182              | 249                  | 431              | 42%                | 19%                | 233                 | 1,986        | 2,219        | 10%             |
| September 2012 | 215          | -          | 627          | 842          | 26%        | -                | 45                   | 45               | 0%                 | 5%                 | 47                  | 795          | 842          | 6%              |
| October 2012   | 47           | -          | 53           | 100          | 47%        | -                | -                    | -                | 0%                 | 0%                 | 10                  | 90           | 100          | 10%             |
| <b>TO DATE</b> | <b>2,053</b> | <b>459</b> | <b>5,895</b> | <b>8,406</b> | <b>30%</b> | <b>677</b>       | <b>472</b>           | <b>1,148</b>     | <b>59%</b>         | <b>14%</b>         | <b>1,028</b>        | <b>7,378</b> | <b>8,406</b> | <b>12%</b>      |

Data: Certified Payroll Reports

**Local:** Work hours performed by individuals whose primary residence is within Tier 1 or 2 zip code areas.

**Tier 1:** 90001, 90002, 90003, 90005, 90006, 90007, 90008, 90010, 90011, 90012, 90013, 90014, 90015, 90016, 90017, 90018, 90019, 90021, 90023, 90024, 90026, 90028, 90031, 90032, 90033, 90037, 90038, 90043, 90044, 90045, 90049, 90057, 90058, 90059, 90061, 90062, 90071, 90089, 90095, 90230, 90731, 90744, 90748, 90813, 91325, 91330, 91331, 91343, 91352, 91402

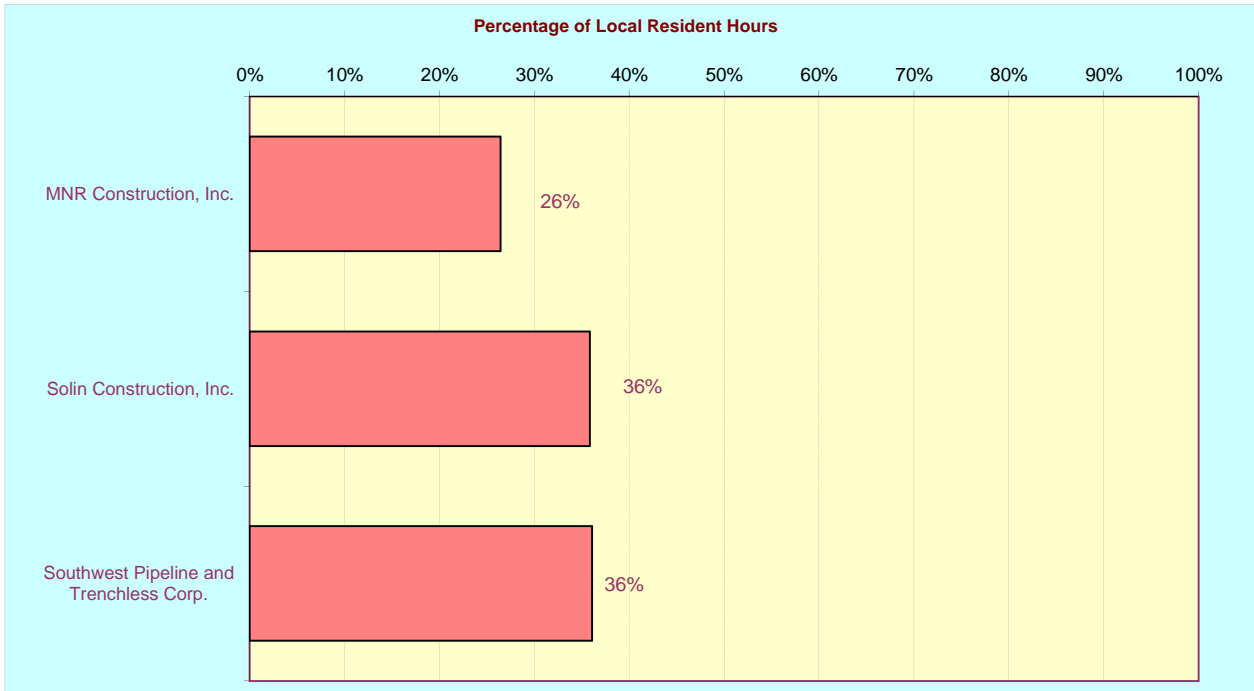
**Tier 2:** 90004, 90020, 90027, 90029, 90034, 90035, 90036, 90039, 90041, 90042, 90046, 90047, 90048, 90063, 90065, 90066, 90068, 90073, 90247, 90248, 90291, 90501, 90710, 91040, 91042, 91303, 91304, 91306, 91307, 91324, 91335, 91340, 91342, 91345, 91356, 91364, 91367, 91371, 91401, 91405, 91406, 91411, 91423, 91601, 91602, 91604, 91605, 91606, 91607

**Disadvantaged:** Work hours performed by any individual whose primary place of residence is within the City of Los Angeles and who prior to commencing work on a Covered Project, has been certified by the Jobs Coordinator as either:

- (a) having a household income of less than 50% of the Area Median Income (AMI), or
- (b) faces at least one of the following barriers to employment: being homeless, receiving public assistance, lacking a GED or high school diploma, having a history of involvement with the justice system, being a single parent, or suffering from chronic unemployment or underemployment.

**Local Apprenticeship:** Work hours performed by an apprentice who is indentured in a bona fide Labor/Management construction apprenticeship program, registered and approved by the State of California Department of Industrial Relations or Division of Apprenticeship Standards (DAS) and whose primary place of residence is within Tier 1 or 2 zip code areas.

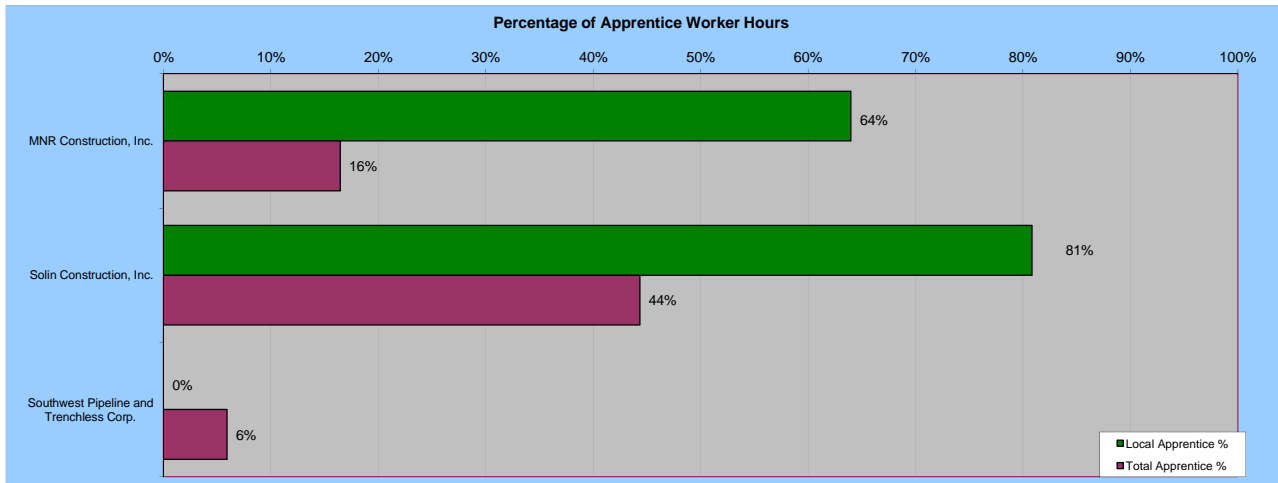
**SSRP C03 VENICE BLVD & STEWART AVE.  
Contractor Summary for Local Residents  
(APRIL 2012 -- OCTOBER 2012)**



| CONTRACTOR                            | HOURS        |              |              |            | # OF WORKERS |           |           |            |
|---------------------------------------|--------------|--------------|--------------|------------|--------------|-----------|-----------|------------|
|                                       | Local        | Non-Local    | Total        | Local %    | Local        | Non-Local | Total     | Local %    |
| MNR Construction, Inc.                | 1,427        | 3,973        | 5,400        | 26%        | 7            | 22        | 29        | 24%        |
| Solin Construction, Inc.              | 76           | 136          | 212          | 36%        | 2            | 2         | 4         | 50%        |
| Southwest Pipeline and Trenchless Cor | 1,008        | 1,786        | 2,794        | 36%        | 5            | 9         | 14        | 36%        |
| <b>TOTALS</b>                         | <b>2,511</b> | <b>5,895</b> | <b>8,406</b> | <b>30%</b> | <b>14</b>    | <b>33</b> | <b>47</b> | <b>30%</b> |

Local: Work hours performed by individuals whose primary residence is within Tier 1 or 2 zip code areas.

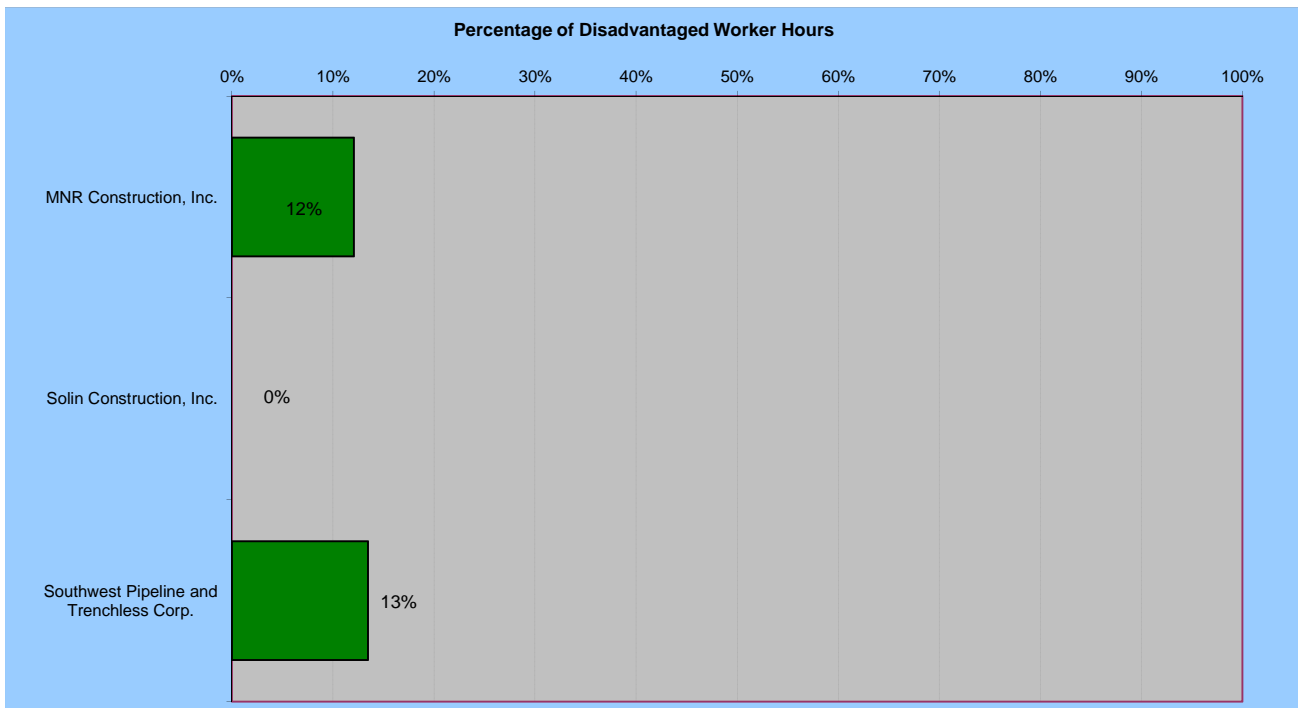
**SSRP C03 VENICE BLVD & STEWART AVE.  
Contractor Summary for Apprentices  
(APRIL 2012 -- OCTOBER 2012)**



| CONTRACTOR                              | HOURS            |                      |                  |              |                    |                    | # OF WORKERS     |                      |                  |               |                    |                    |
|---|------------------|----------------------|------------------|--------------|--------------------|--------------------|------------------|----------------------|------------------|---------------|--------------------|--------------------|
|   | Local Apprentice | Non-Local Apprentice | Total Apprentice | Total Hours  | Local Apprentice % | Total Apprentice % | Local Apprentice | Non-Local Apprentice | Total Apprentice | Total Workers | Local Apprentice % | Total Apprentice % |
| MNR Construction, Inc.                  | 569              | 320                  | 889              | 5,400        | 64%                | 16%                | 4                | 3                    | 7                | 29            | 57%                | 24%                |
| Solin Construction, Inc.                | 76               | 18                   | 94               | 212          | 81%                | 44%                | 1                | 1                    | 2                | 4             | 50%                | 50%                |
| Southwest Pipeline and Trenchless Corp. | 32               | 134                  | 166              | 2,794        | 0%                 | 6%                 | 1                | 1                    | 2                | 14            | 0%                 | 14%                |
| <b>TOTALS</b>                           | <b>677</b>       | <b>472</b>           | <b>1,148</b>     | <b>8,406</b> | <b>59%</b>         | <b>14%</b>         | <b>6</b>         | <b>5</b>             | <b>11</b>        | <b>47</b>     | <b>55%</b>         | <b>23%</b>         |

Local Apprentice: Work hours performed by an apprentice who is indentured in a bona fide Labor/Management construction apprenticeship program, registered and approved by the State of California Department of Industrial Relations or Division of Apprenticeship Standards (DAS) and whose primary place of residence is within Tier 1 or 2 zip code areas.

**SSRP C03 VENICE BLVD & STEWART AVE.  
Contractor Summary for Disadvantaged Workers  
(APRIL 2012 -- OCTOBER 2012)**



| CONTRACTOR                              | HOURS         |               |              |                 | # OF WORKERS  |            |           |                 |
|---|---------------|---------------|--------------|-----------------|---------------|------------|-----------|-----------------|
|   | Disadvantaged | Non-Target    | Total        | Disadvantaged % | Disadvantaged | Non-Target | Total     | Disadvantaged % |
| MNR Construction, Inc.                  | 652           | 4,748         | 5,400        | 12%             | 2             | 27         | 29        | 7%              |
| Solin Construction, Inc.                | 0             | 212           | 212          | 0%              | 0             | 4          | 4         | 0%              |
| Southwest Pipeline and Trenchless Corp. | 377           | 7,013         | 2,794        | 13%             | 1             | 13         | 14        | 7%              |
| <b>TOTALS</b>                           | <b>1,028</b>  | <b>11,973</b> | <b>8,406</b> | <b>12%</b>      | <b>3</b>      | <b>44</b>  | <b>47</b> | <b>6%</b>       |

**Disadvantaged:** Work hours performed by any individual whose primary place of residence is within the City of Los Angeles and who prior to commencing work on a Covered Project, has been certified by the Jobs Coordinator as either:

- (a) having a household income of less than 50% of the Area Median Income (AMI), or
- (b) faces at least one of the following barriers to employment: being homeless, receiving public assistance, lacking a GED or high school diploma, having a history of involvement with the justice system, being a single parent, or suffering from chronic unemployment or