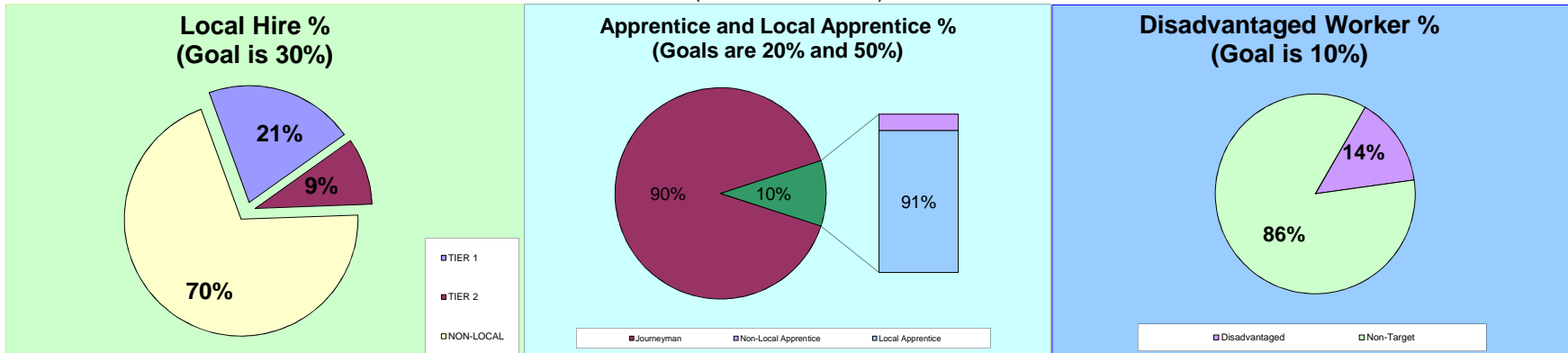


BUREAU OF CONTRACT ADMINISTRATION
DEPARTMENT OF PUBLIC WORKS, PUBLIC INFRASTRUCTURE STABILIZATION POLICY
SSRP C08A PALISADES DR & SURFVIEW DR, C08B TEMESCAL CANYON RD AND PALISADES DR, C08C OCEAN WAY AND TEMESCAL CANYON RD
SUMMARY OF LOCAL HIRING @ 100% COMPLETION (Reporting Periods: 10%, 30%, 50%, 70%, 90%)
(MARCH 2012 -- AUGUST 2013)



MONTH/YEAR	Local Hours					Apprentice Hours					Disadvantaged Hours			
	TIER 1	TIER 2	NON-LOCAL	TOTAL	LOCAL %	LOCAL APPRENTICE	NON-LOCAL APPRENTICE	TOTAL APPRENTICE	LOCAL APPRENTICE %	TOTAL APPRENTICE %	DISADVANTAGED	NON-TARGET	TOTAL	DISADVANTAGED %
March 2012	-	-	68	68	0%	-	-	-	0%	0%	-	68	68	0%
April 2012	141	222	718	1,081	34%	141	-	141	100%	13%	282	799	1,081	26%
May 2012	160	320	1,026	1,505	32%	158	-	158	100%	10%	318	1,187	1,505	21%
June 2012	217	291	913	1,420	36%	145	-	145	100%	10%	302	1,118	1,420	21%
July 2012	414	223	1,200	1,837	35%	119	-	119	100%	6%	340	1,497	1,837	19%
August 2012	519	182	1,266	1,967	36%	146	-	146	100%	7%	347	1,620	1,967	18%
September 2012	458	153	1,449	2,060	30%	152	8	160	95%	8%	304	1,756	2,060	15%
October 2012	336	173	1,364	1,872	27%	178	-	178	100%	9%	330	1,542	1,872	18%
November 2012	263	135	903	1,300	31%	129	-	129	100%	10%	253	1,047	1,300	19%
December 2012	267	106	1,656	2,028	18%	136	32	168	81%	8%	198	1,830	2,028	10%
January 2013	512	99	1,931	2,542	24%	208	79	287	72%	11%	226	2,316	2,542	9%
February 2013	720	-	1,545	2,265	32%	241	71	312	77%	14%	99	2,166	2,265	4%
March 2013	165	27	275	467	41%	87	-	87	100%	19%	-	467	467	0%
April 2013	93	-	94	187	50%	-	-	-	0%	0%	-	187	187	0%
May 2013	33	-	40	73	45%	33	-	33	100%	45%	-	73	73	0%
June 2013	-	-	85	85	0%	-	27	27	0%	32%	-	85	85	0%
July 2013	-	-	-	-	0%	-	-	-	0%	0%	-	-	-	0%
August 2013	-	-	-	-	0%	-	-	-	0%	0%	-	-	-	0%
TO DATE	4,295	1,929	14,530	20,754	30%	1,870	217	2,087	90%	10%	2,999	17,755	20,754	14%

Data: This report includes the most current information available. It may not reflect all certified payrolls for all contractors as of this date.

Local: Work hours performed by individuals whose primary residence is within Tier 1 or 2 zip code areas.

Tier 1: 90001, 90002, 90003, 90005, 90006, 90007, 90008, 90010, 90011, 90012, 90013, 90014, 90015, 90016, 90017, 90018, 90019, 90021, 90023, 90024, 90026, 90028, 90031, 90032, 90033, 90037, 90038, 90043, 90044, 90045, 90049, 90057, 90058, 90059, 90061, 90062, 90071, 90089, 90095, 90230, 90731, 90744, 90748, 90813, 91325, 91330, 91331, 91343, 91352, 91402

Tier 2: 90004, 90020, 90027, 90029, 90034, 90035, 90036, 90039, 90041, 90042, 90046, 90047, 90048, 90063, 90065, 90066, 90068, 90073, 90247, 90248, 90291, 90501, 90710, 91040, 91042, 91303, 91304, 91306, 91307, 91324, 91335, 91340, 91342, 91345, 91356, 91364, 91367, 91371, 91401, 91405, 91406, 91411, 91423, 91601, 91602, 91604, 91605, 91606, 91607

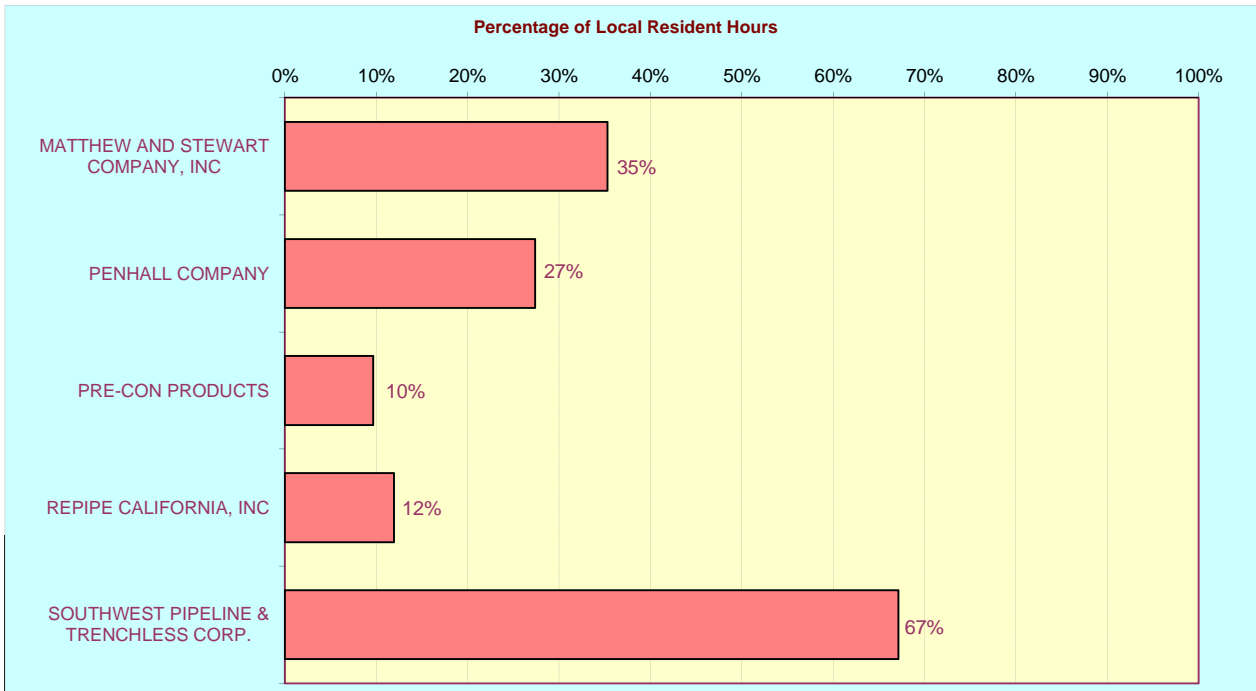
Disadvantaged: Work hours performed by any individual whose primary place of residence is within the City of Los Angeles and who prior to commencing work on a Covered Project, has been certified by the Jobs Coordinator as either:

(a) having a household income of less than 50% of the Area Median Income (AMI), or

Local Apprenticeship: Work hours performed by an apprentice who is indentured in a bona fide Labor/Management construction apprenticeship program, registered and approved by the State of California Department of Industrial Relations or Division of Apprenticeship Standards (DAS) and whose primary place of residence is within Tier 1 or 2 zip code areas.

SSRP C08A PALISADES DR & SURFVIEW DR, C08B TEMESCAL CANYON RD AND PALISADES DR, C08C OCEAN WAY AND TEMESCAL CANYON RD

Contractor Summary for Local Residents (MARCH 2012 -- AUGUST 2013)

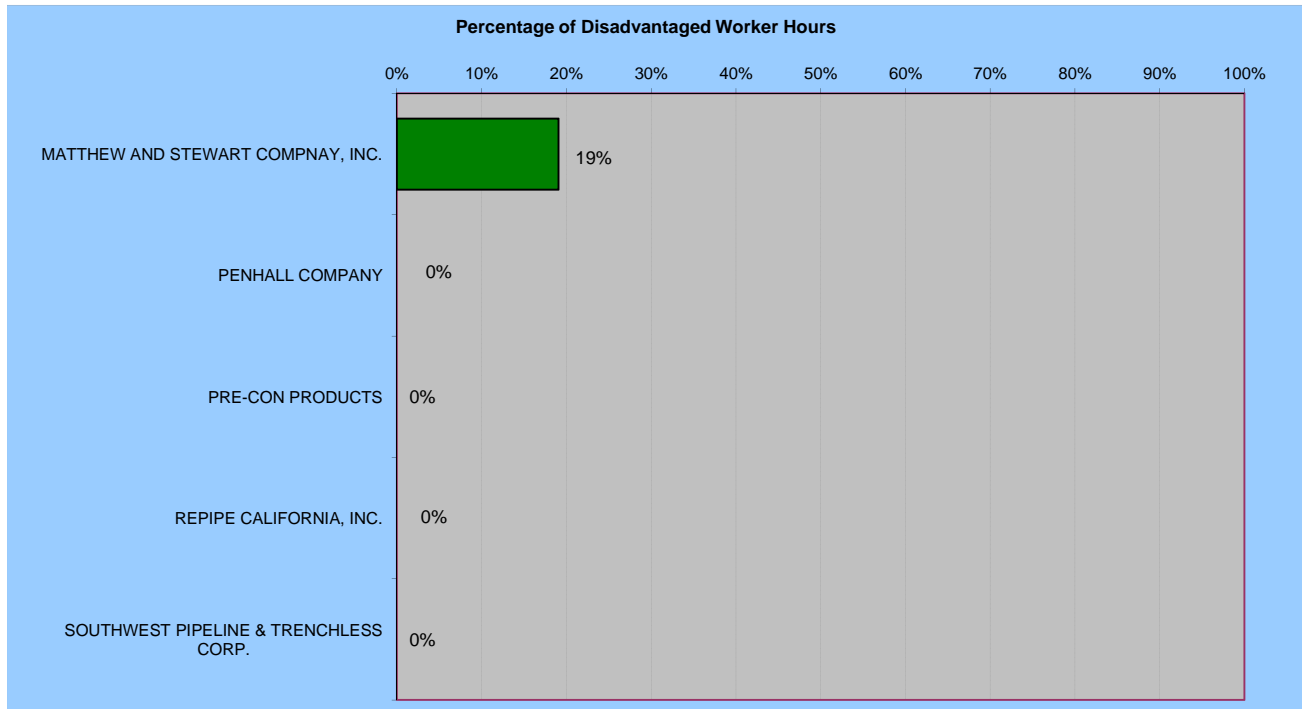


CONTRACTOR	HOURS				COUNT			
	Local	Non-Local	Total	Local %	Local	Non-Local	Total	Local %
MATTHEW AND STEWART COMPANY, INC	5551	10169	15720	35%	6	8	14	43%
PENHALL COMPANY	5	13	18	27%	1	4	5	20%
PRE-CON PRODUCTS	33	303	336	10%	1	6	7	14%
REPIPE CALIFORNIA, INC	543	4000	4542	12%	5	31	36	14%
SOUTHWEST PIPELINE & TRENCHLESS CORP.	93	46	139	67%	1	2	3	33%
TOTALS	6,224	14,530	20,754	30%	14	51	65	22%

Local: Work hours performed by individuals whose primary residence is within Tier 1 or 2 zip code areas.

SSRP C08A PALISADES DR & SURFVIEW DR, C08B TEMESCAL CANYON RD AND PALISADES DR, C08C OCEAN WAY AND TEMESCAL CANYON RD

Contractor Summary for Disadvantaged Workers (MARCH 2012 -- AUGUST 2013)

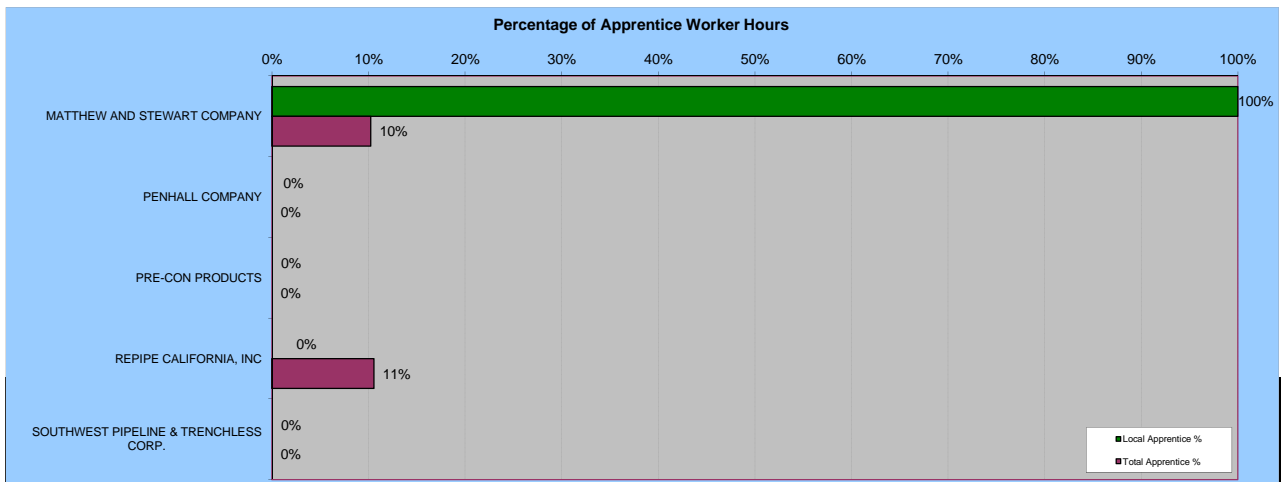


CONTRACTOR	# OF HOURS				# OF WORKERS			
	Disadvantaged	Non-Target	Total	Disadvantaged %	Disadvantaged	Local	Total	Disadvantaged %
MATTHEW AND STEWART COMPNA	2,999	12,721	15,720	19%	2	12	14	14%
PENHALL COMPANY	-	18	18	0%	-	5	5	0%
PRE-CON PRODUCTS	-	336	336	0%	-	7	7	0%
REPIPE CALIFORNIA, INC.	-	4,542	4,542	0%	-	36	36	0%
SOUTHWEST PIPELINE & TRENCHLI	-	139	139	0%	-	3	3	0%
TOTALS	2,999	17,755	20,754	14%	2	63	65	3%

Disadvantaged: Work hours performed by any individual whose primary place of residence is within the City of Los Angeles and who prior to commencing work on a Covered Project, has been certified by the Jobs Coordinator as either:

- (a) having a household income of less than 50% of the Area Median Income (AMI), or
- (b) faces at least one of the following barriers to employment: being homeless, receiving public assistance, lacking a GED or high school diploma, having a history of involvement with the justice system, being a single parent, or suffering from chronic unemployment or

**SSRP C08A PALISADES DR & SURFVIEW DR, C08B TEMESCAL CANYON RD AND PALISADES DR,
C08C OCEAN WAY AND TEMESCAL CANYON RD
Contractor Summary for Apprentices
(MARCH 2012 -- AUGUST 2013)**



CONTRACTOR	# OF HOURS						# OF WORKERS					
	Local Apprentice	Non-Local Apprentice	Total Apprentice	Total Hours	Local Apprentice %	Total Apprentice %	Local Apprentice	Non-Local Apprentice	Total Apprentice	Total Workers	Local Apprentice %	Total Apprentice %
MATTHEW AND STEWART COMPAN	1,608	-	1,608	15,720	100%	10%	2	-	2	14	100%	14%
PENHALL COMPANY	-	-	-	18	0%	0%	-	-	-	5	0%	0%
PRE-CON PRODUCTS	-	-	-	336	0%	0%	-	-	-	7	0%	0%
REPIPE CALIFORNIA, INC	262	217	479	4,542	0%	11%	2	2	4	36	0%	11%
SOUTHWEST PIPELINE & TRENCHL	-	-	-	139	0%	0%	-	-	-	3	0%	0%
TOTALS	1,870	217	2,087	20,754	90%	10%	4	2	6	65	67%	9%

Local Apprentice: Work hours performed by an apprentice who is indentured in a bona fide Labor/Management construction apprenticeship program, registered and approved by the State of California Department of Industrial Relations or Division of Apprenticeship Standards (DAS) and whose primary place of residence is within Tier 1 or 2 zip code areas.