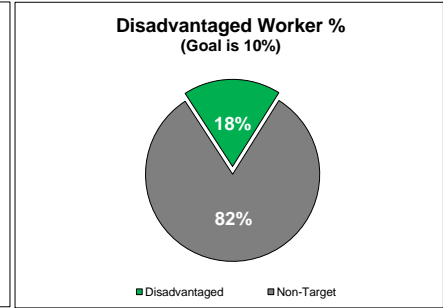
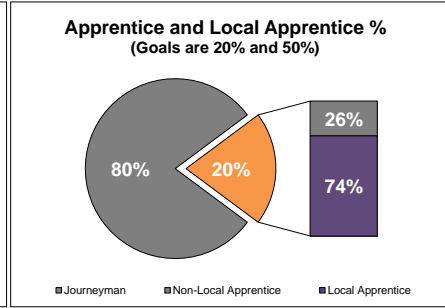
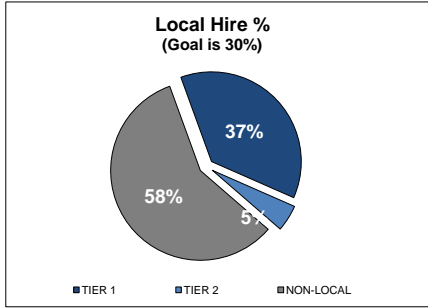


BUREAU OF CONTRACT ADMINISTRATION
DEPARTMENT OF PUBLIC WORKS, PUBLIC INFRASTRUCTURE STABILIZATION POLICY
SSRP H02 6th & San Vicente Blvd, H05 Beverly Blvd & Fairfax Ave, H16 Crenshaw Blvd & Venice Blvd, U14 Overland & 10 Freeway
SUMMARY OF LOCAL HIRING @ 100% COMPLETION (Reporting Periods: 10%, 30%, 50%, 70%, 90%)
 (July 2013 -- August 2014) FINAL



MONTH/YEAR	Local Hours					Apprentice Hours					Disadvantaged Hours			
	TIER 1	TIER 2	NON-LOCAL	TOTAL	LOCAL %	LOCAL APPRENTICE	NON-LOCAL APPRENTICE	TOTAL APPRENTICE	LOCAL APPRENTICE %	TOTAL APPRENTICE %	DISADVANTAGED	NON-TARGET	TOTAL	DISADVANTAGED %
July 2013	-	15	15	30	50%	8	-	8	100%	27%	7	23	30	23%
August 2013	-	-	-	-	-	-	-	-	-	-	-	-	-	-
September 2013	-	-	84	84	0%	-	-	-	-	0%	-	84	84	0%
October 2013	-	-	92	92	0%	-	-	-	-	0%	-	92	92	0%
November 2013	49	-	84	133	37%	24	-	24	100%	18%	-	133	133	0%
December 2013	246	-	348	593	41%	53	-	53	100%	9%	38	555	593	6%
January 2014	19	-	-	19	100%	-	-	-	-	0%	-	19	19	0%
February 2014	463	8	535	1,006	47%	179	-	179	100%	18%	248	758	1,006	25%
March 2014	548	109	567	1,224	54%	300	48	348	86%	28%	315	909	1,224	26%
April 2014	703	174	887	1,764	50%	345	64	409	84%	23%	486	1,278	1,764	28%
May 2014	413	67	1,059	1,539	31%	151	183	334	45%	22%	245	1,294	1,539	16%
June 2014	424	-	830	1,253	34%	111	113	224	49%	18%	52	1,201	1,253	4%
July 2014	29	-	22	51	57%	8	-	8	100%	16%	18	33	51	35%
August 2014	-	-	-	-	-	-	-	-	-	-	-	-	-	-
TO DATE	2,892	372	4,522	7,785	42%	1,178	408	1,585	74%	20%	1,409	6,377	7,785	18%

Data: Certified Payroll Reports

Local: Work hours performed by individuals whose primary residence is within Tier 1 or 2 zip code areas.

Tier 1: 90001, 90002, 90003, 90005, 90006, 90007, 90008, 90010, 90011, 90012, 90013, 90014, 90015, 90016, 90017, 90018, 90019, 90021, 90023, 90024, 90026, 90028, 90031, 90032, 90033, 90037, 90038, 90043, 90044, 90045, 90049, 90057, 90058, 90059, 90061, 90062, 90071, 90089, 90095, 90230, 90731, 90744, 90748, 90813, 91325, 91330, 91331, 91343, 91352, 91402

Tier 2: 90004, 90020, 90027, 90029, 90034, 90035, 90036, 90039, 90041, 90042, 90046, 90047, 90048, 90063, 90065, 90066, 90068, 90073, 90247, 90248, 90291, 90501, 90710, 91040, 91042, 91303, 91304, 91306, 91307, 91324, 91335, 91340, 91342, 91345, 91356, 91364, 91367, 91371, 91401, 91405, 91406, 91411, 91423, 91601, 91602, 91604, 91605, 91606, 91607

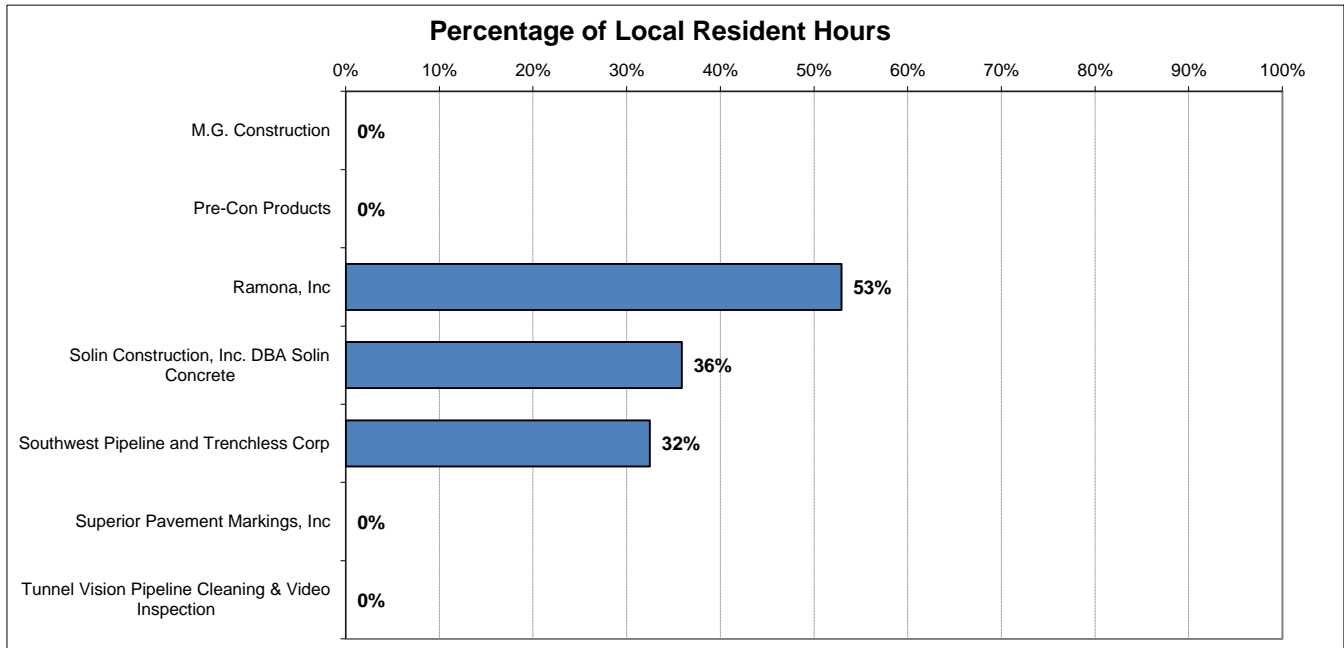
Disadvantaged: Work hours performed by any individual whose primary place of residence is within the City of Los Angeles and who prior to commencing work on a Covered Project, has been certified by the Jobs Coordinator as either:

(a) having a household income of less than 50% of the Area Median Income (AMI); or

(b) faces at least one of the following barriers to employment: being homeless, receiving public assistance, lacking a GED or high school diploma, having a history of involvement with the justice system, being a single parent, or suffering from chronic unemployment or underemployment.

Local Apprentice: Work hours performed by an apprentice who is indentured in a bona fide Labor/Management construction apprenticeship program, registered and approved by the State of California Department of Industrial Relations or Division of Apprenticeship Standards (DAS) and whose primary place of residence is within Tier 1 or 2 zip code areas.

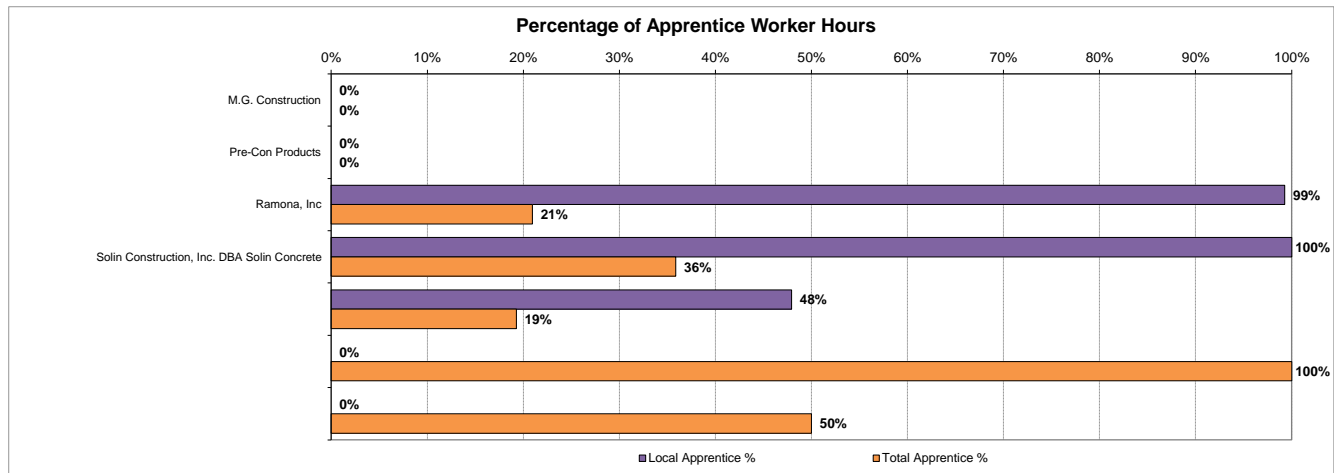
**SSRP H02 6th & San Vicente Blvd, H05 Beverly Blvd & Fairfax Ave, H16
Contractor Summary for Local Residents
(July 2013 -- August 2014) FINAL**



CONTRACTOR	HOURS				# OF WORKERS			
	Local	Non-Local	Total	Local %	Local	Non-Local	Total	Local %
M.G. Construction	0	150	150	0%	0	1	1	0%
Pre-Con Products	0	4	4	0%	0	1	1	0%
Ramona, Inc	2,099	1,868	3,967	53%	8	11	19	42%
Solin Construction, Inc. DBA Solin Concrete	31	55	85	36%	1	2	3	33%
Southwest Pipeline and Trenchless Corp	1,134	2,358	3,492	32%	6	14	20	30%
Superior Pavement Markings, Inc	0	14	14	0%	0	2	2	0%
Tunnel Vision Pipeline Cleaning & Video Inspection	0	74	74	0%	0	2	2	0%
TOTALS	3264	4522	7785	42%	15	33	48	31%

Local: Work hours performed by individuals whose primary residence is within Tier 1 or 2 zip code areas.

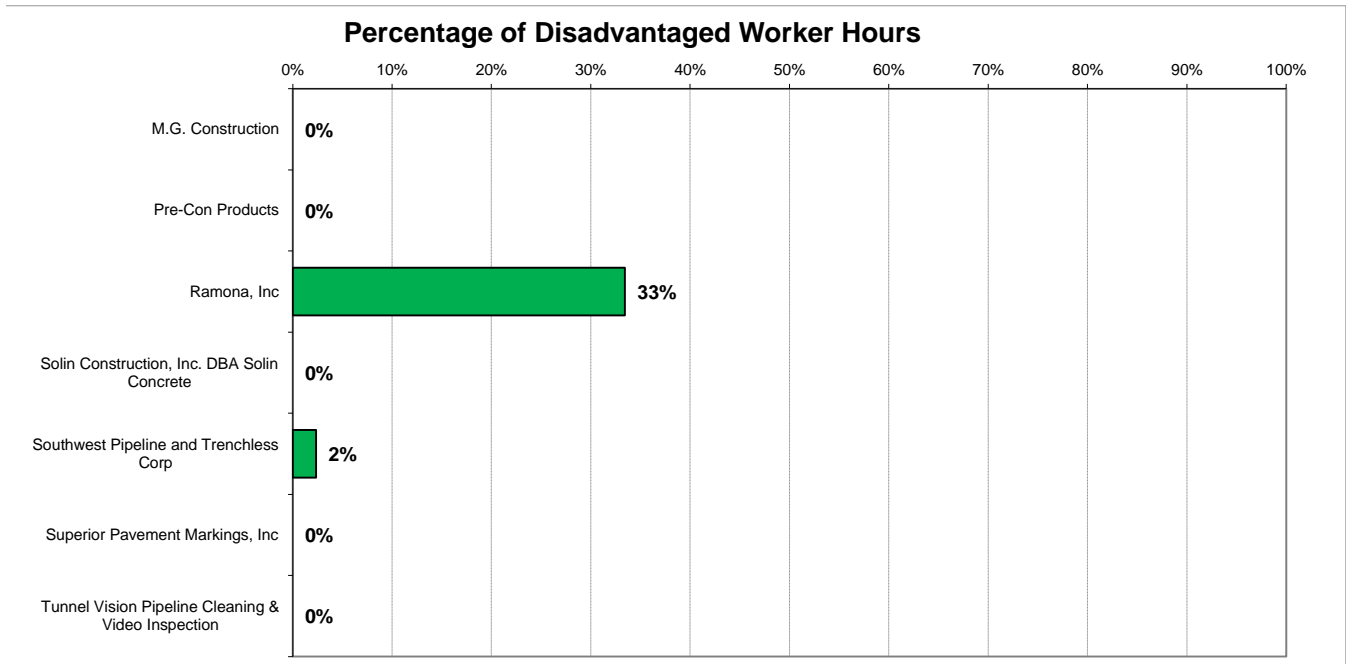
**SSRP H02 6th & San Vicente Blvd, H05 Beverly Blvd & Fairfax Ave, H16 Crenshaw Blvd & Venice Blvd, U14
Contractor Summary for Apprentices
(July 2013 -- August 2014) FINAL**



CONTRACTOR	HOURS						# OF WORKERS					
	Local Apprentice	Non-Local Apprentice	Total Apprentice	Total Hours	Local Apprentice %	Total Apprentice %	Local Apprentice	Non-Local Apprentice	Total Apprentice	Total Workers	Local Apprentice %	Total Apprentice %
M.G. Construction	-	-	-	150	-	0%	-	-	-	1	-	0%
Pre-Con Products	-	-	-	4	-	0%	-	-	-	1	-	0%
Ramona, Inc	825	6	831	3,967	99%	21%	4	1	5	19	80%	26%
Solin Construction, Inc. DBA Solin Concrete	31	-	31	85	100%	36%	1	-	1	3	100%	33%
Southwest Pipeline and Trenchless Corp	323	351	673	3,492	48%	19%	1	3	4	20	25%	20%
Superior Pavement Markings, Inc	-	14	14	14	0%	100%	-	2	2	2	0%	100%
Tunnel Vision Pipeline Cleaning & Video	-	37	37	74	0%	50%	-	1	1	2	0%	50%
TOTALS	1,178	408	1,585	7,785	74%	20%	6	7	13	48	46%	27%

Local Apprentice: Work hours performed by an apprentice who is indentured in a bona fide Labor/Management construction apprenticeship program, registered and approved by the State of California Department of Industrial Relations or Division of Apprenticeship Standards (DAS) and whose primary place of residence is within Tier 1 or 2 zip code areas.

**SSRP H02 6th & San Vicente Blvd, H05 Beverly Blvd & Fairfax Ave, H16
Contractor Summary for Disadvantaged Workers
(July 2013 -- August 2014) FINAL**



CONTRACTOR	HOURS				# OF WORKERS			
	Disadvantaged	Non-Target	Total	Disadvantaged %	Disadvantaged	Non-Target	Total	Disadvantaged %
M.G. Construction	0	150	150	0%	0	1	1	0%
Pre-Con Products	0	4	4	0%	0	1	1	0%
Ramona, Inc	1,327	2,640	3,967	33%	4	15	19	21%
Solin Construction, Inc. DBA Solin Conc	0	85	85	0%	0	3	3	0%
Southwest Pipeline and Trenchless Corp	82	3,410	3,492	2%	1	19	20	5%
Superior Pavement Markings, Inc	0	14	14	0%	0	2	2	0%
Tunnel Vision Pipeline Cleaning & Video	0	74	74	0%	0	2	2	0%
TOTALS	1,409	6,377	7,785	18%	5	43	48	10%

Disadvantaged: Work hours performed by any individual whose primary place of residence is within the City of Los Angeles and who prior to commencing work on a Covered Project, has been certified by the Jobs Coordinator as either:

- (a) having a household income of less than 50% of the Area Median Income (AMI), or
- (b) faces at least one of the following barriers to employment: being homeless, receiving public assistance, lacking a GED or high school diploma, having a history of involvement with the justice system, being a single parent, or suffering from chronic unemployment or underemployment.