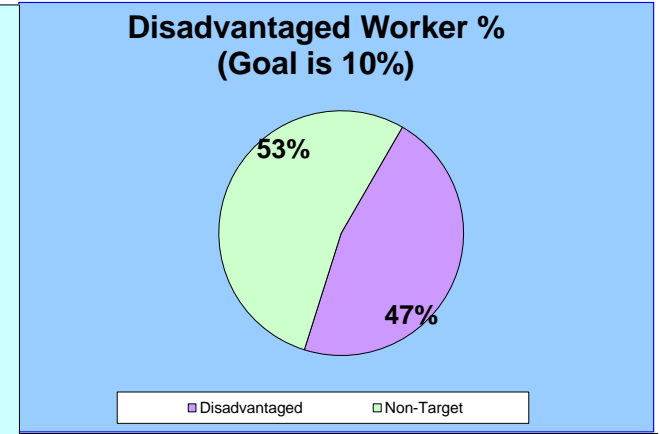
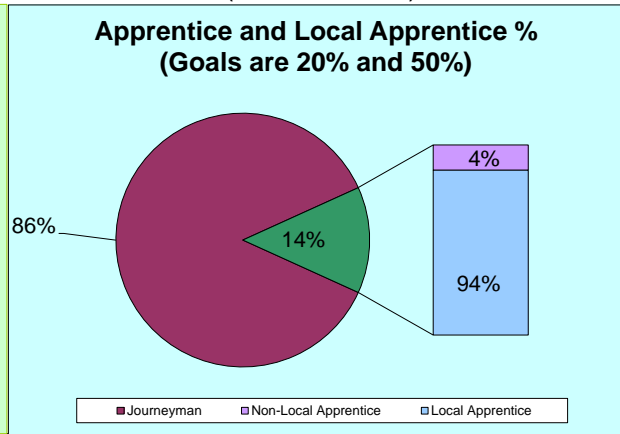
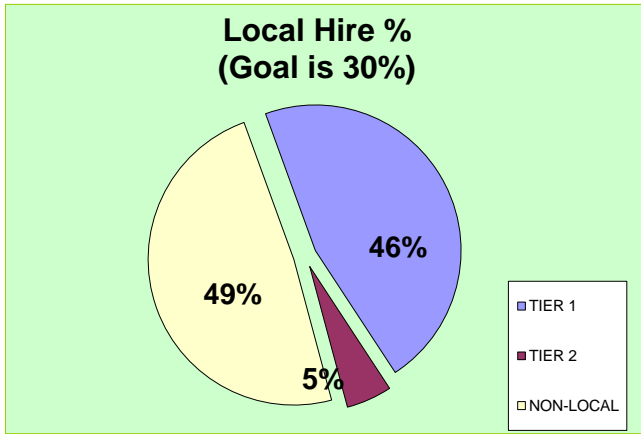


BUREAU OF CONTRACT ADMINISTRATION
DEPARTMENT OF PUBLIC WORKS, PUBLIC INFRASTRUCTURE STABILIZATION POLICY
SSRP - H03 Sunset Blvd And Rodeo Dr
SUMMARY OF LOCAL HIRING @ 83.6% COMPLETION (Reporting Periods: 10%, 30%, 50%, 70%, 90%)
(JULY 2013 – MAY 2014)



MONTH/YEAR	Local Hours					Apprentice Hours					Disadvantaged Hours			
	TIER 1	TIER 2	NON-LOCAL	TOTAL	LOCAL %	LOCAL APPRENTICE	NON-LOCAL APPRENTICE	TOTAL APPRENTICE	LOCAL APPRENTICE %	TOTAL APPRENTICE %	DISADVANTAGED	NON-TARGET	TOTAL	DISADVANTAGED %
Jul 13	16	-	98	114	14%	-	-	-	0%	0%	8	106	114	7%
Aug 13	100	8	279	387	28%	40	-	40	100%	10%	90	297	387	23%
Sep 13	270	-	318	588	46%	89	-	89	100%	15%	359	229	588	61%
Oct 13	707	-	529	1,236	57%	228	38	266	86%	22%	649	587	1,236	53%
Nov 13	478	-	408	886	54%	126	-	126	100%	14%	366	520	886	41%
Dec 13	451	-	261	711	63%	90	-	90	100%	13%	382	330	711	54%
Jan 14	666	-	534	1,199	56%	112	16	128	88%	11%	705	494	1,199	59%
Feb 14	493	144	636	1,273	50%	144	40	184	78%	14%	610	663	1,273	48%
Mar 14	481	231	529	1,241	57%	123	8	131	94%	11%	649	592	1,241	52%
Apr 14	428	67	714	1,209	41%	91	59	150	61%	12%	315	894	1,209	26%
May 14	24	-	12	36	67%	-	-	-	0%	0%	-	12	36	0%
Jun 14	-	-	-	-	0%	-	-	-	0%	0%	-	-	-	0%
TO DATE	4,113	450	4,317	8,879	51%	1,043	161	1,204	87%	14%	4,132	4,723	8,879	47%

Data: Certified Payroll Reports

Local: Work hours performed by individuals whose primary residence is within Tier 1 or 2 zip code areas.

Tier 1: 90001, 90002, 90003, 90005, 90006, 90007, 90008, 90010, 90011, 90012, 90013, 90014, 90015, 90016, 90017, 90018, 90019, 90021, 90023, 90024, 90026, 90028, 90031, 90032, 90033, 90037, 90038, 90043, 90044, 90045, 90049, 90057, 90058, 90059, 90061, 90062, 90071, 90089, 90095, 90230, 90731, 90744, 90748, 90813, 91325, 91330, 91331, 91343, 91352, 91402

Tier 2: 90004, 90020, 90027, 90029, 90034, 90035, 90036, 90039, 90041, 90042, 90046, 90047, 90048, 90063, 90065, 90066, 90068, 90073, 90247, 90248, 90291, 90501, 90710, 91040, 91042, 91303, 91304, 91306, 91307, 91324, 91335, 91340, 91342, 91345, 91356, 91364, 91367, 91371, 91401, 91405, 91406, 91411, 91423, 91601, 91602, 91604, 91605, 91606, 91607

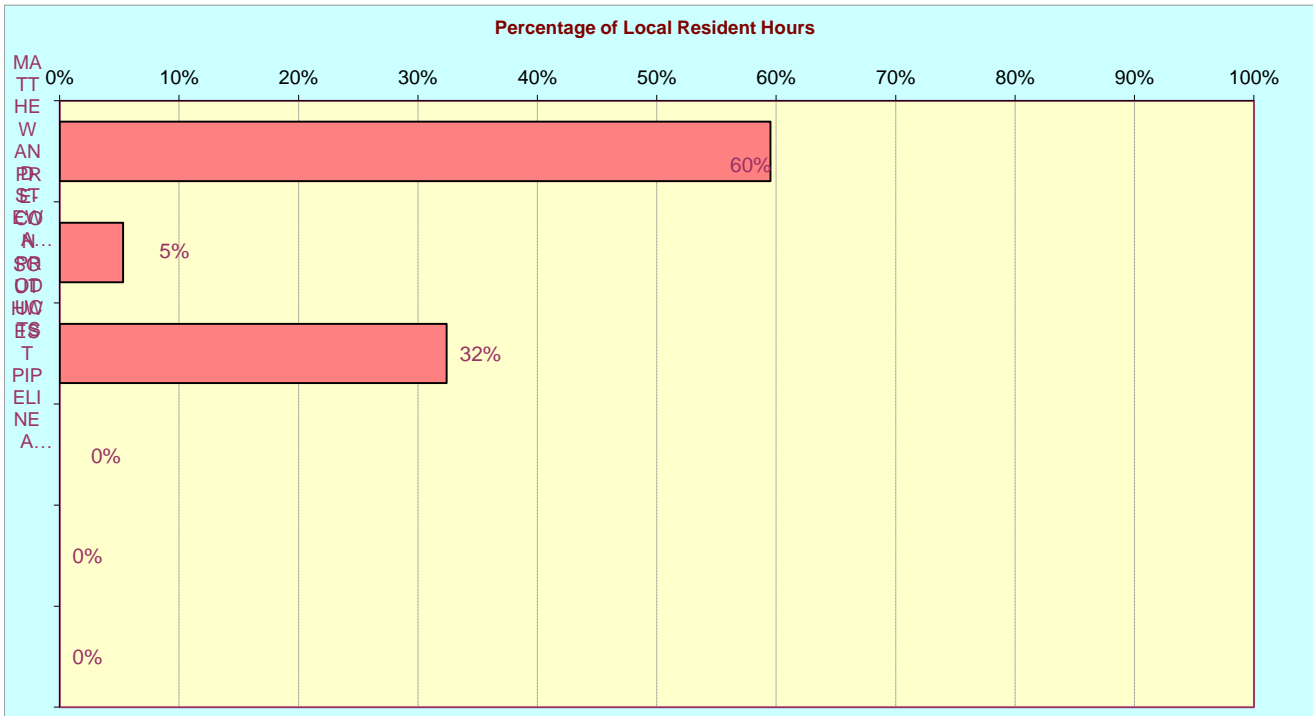
Disadvantaged: Work hours performed by any individual whose primary place of residence is within the City of Los Angeles and who prior to commencing work on a Covered Project, has been certified by the Jobs Coordinator as either:

(a) having a household income of less than 50% of the Area Median Income (AMI), or

(b) faces at least one of the following barriers to employment: being homeless, receiving public assistance, lacking a GED or high school diploma, having a history of involvement with the justice system, being a single parent, or suffering from chronic unemployment or underemployment.

Local Apprentice: Work hours performed by an apprentice who is indentured in a bona fide Labor/Management construction apprenticeship program, registered and approved by the State of California Department of Industrial Relations or Division of Apprenticeship Standards (DAS) and whose primary place of residence is within Tier 1 or 2 zip code areas.

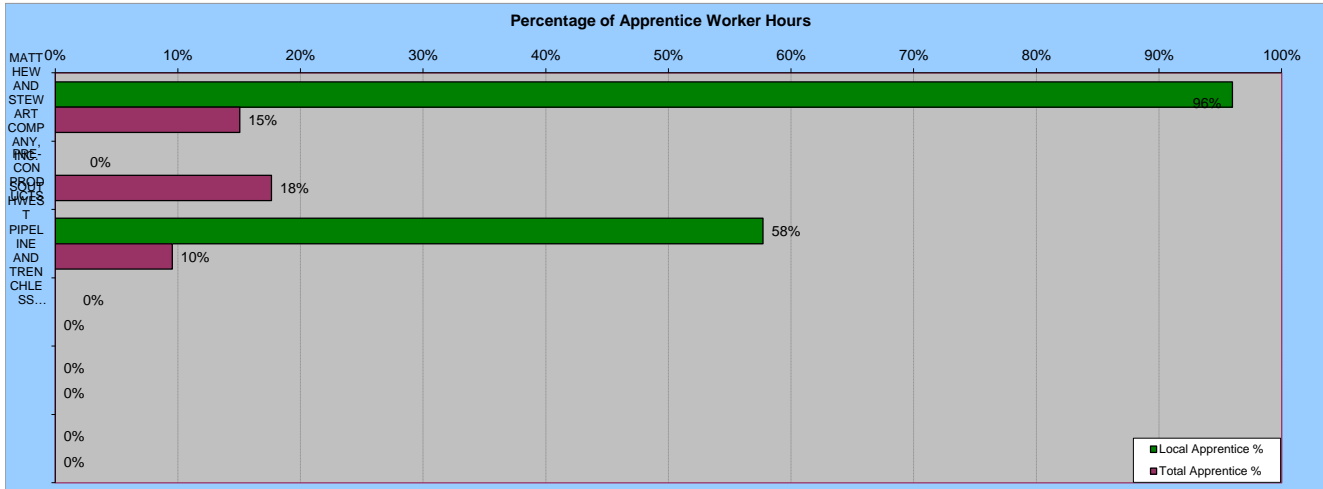
SSRP - H03 Sunset Blvd And Rodeo Dr Contractor Summary for Local Residents (JULY 2013 -- MAY 2014)



CONTRACTOR	HOURS				# OF WORKERS			
	Local	Non-Local	Total	Local %	Local	Non-Local	Total	Local %
MATTHEW AND STEWART COMPANY	3,759	2,555	6,314	60%	6	6	12	50%
PRE-CON PRODUCTS	8	142	150	5%	1	5	6	17%
SOUTHWEST PIPELINE AND TRENCHING	771	1,608	2,379	32%	6	13	19	32%
	0			#DIV/0!	0			#DIV/0!
	0			#DIV/0!	0			#DIV/0!
	0			#DIV/0!	0			#DIV/0!
TOTALS	4,538	4,305	8,843	51%	13	24	37	35%

Local: Work hours performed by individuals whose primary residence is within Tier 1 or 2 zip code areas.

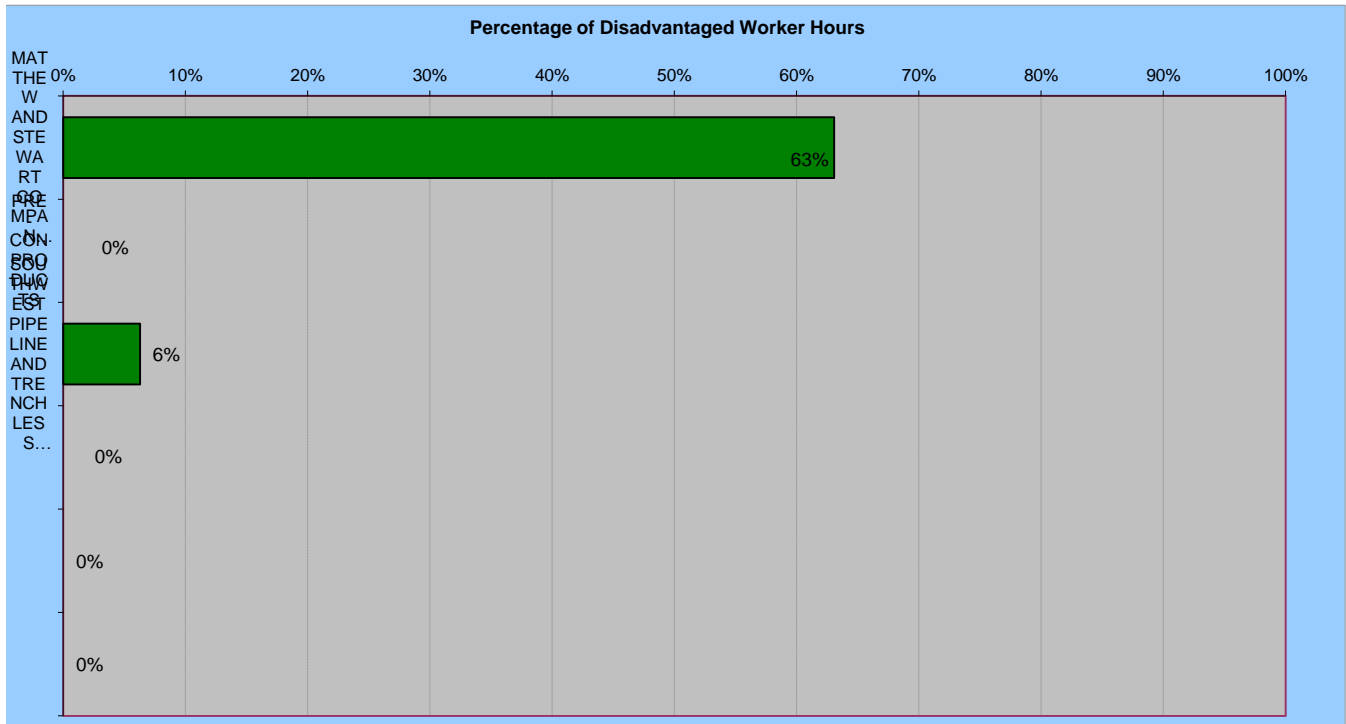
**SSRP - H03 Sunset Blvd And Rodeo Dr
Contractor Summary for Apprentices
(JULY 2013 -- MAY 2014)**



CONTRACTOR	HOURS						# OF WORKERS					
	Local Apprentice	Non-Local Apprentice	Total Apprentice	Total Hours	Local Apprentice %	Total Apprentice %	Local Apprentice	Non-Local Apprentice	Total Apprentice	Total Workers	Local Apprentice %	Total Apprentice %
MATTHEW AND STEWART	912	38	950	6,314	96%	15%	2	1	3	12	67%	25%
PRE-CON PRODUCTS	-	27	27	150	0%	18%	-	1	1	6	0%	17%
SOUTHWEST PIPELINE AND TRENCHING	131	96	227	2,379	58%	10%	-	2	2	19	0%	11%
	-			-	#DIV/0!	#DIV/0!	-			-	#DIV/0!	#DIV/0!
	-			-	#DIV/0!	#DIV/0!	-			-	#DIV/0!	#DIV/0!
	-			-	#DIV/0!	#DIV/0!	-			-	#DIV/0!	#DIV/0!
TOTALS	1,043	161	1,204	8,843	87%	14%	2	4	6	37	33%	16%

Local Apprentice: Work hours performed by an apprentice who is indentured in a bona fide Labor/Management construction apprenticeship program, registered and approved by the State of California Department of Industrial Relations or Division of Apprenticeship Standards (DAS) and whose primary place of residence is within Tier 1 or 2 zip code areas.

SSRP - H03 Sunset Blvd And Rodeo Dr Contractor Summary for Disadvantaged Workers (JULY 2013 -- MAY 2014)



CONTRACTOR	HOURS				# OF WORKERS			
	Disadvantaged	Non-Target	Total	Disadvantaged %	Disadvantaged	Non-Target	Total	Disadvantaged %
MATTHEW AND STEWART	3,983	2,332	6,314	63%	4	8	12	33%
PRE-CON PRODUCTS	0	150	150	0%	0	6	6	0%
SOUTHWEST PIPELINE AN	150	2,229	2,379	6%	2	17	19	11%
	0			#DIV/0!	0			#DIV/0!
	0			#DIV/0!	0			#DIV/0!
	0			#DIV/0!	0			#DIV/0!
TOTALS	4,132	4,711	8,843	47%	6	31	37	16%

Disadvantaged: Work hours performed by any individual whose primary place of residence is within the City of Los Angeles and who prior to commencing work on a Covered Project, has been certified by the Jobs Coordinator as either:

- (a) having a household income of less than 50% of the Area Median Income (AMI), or
- (b) faces at least one of the following barriers to employment: being homeless, receiving public assistance, lacking a GED or high school diploma, having a history of involvement with the justice system, being a single parent, or suffering from chronic unemployment or