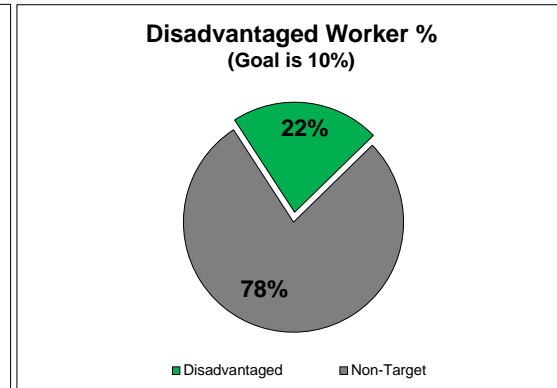
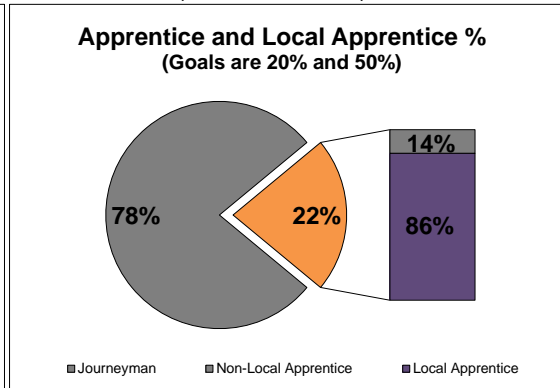
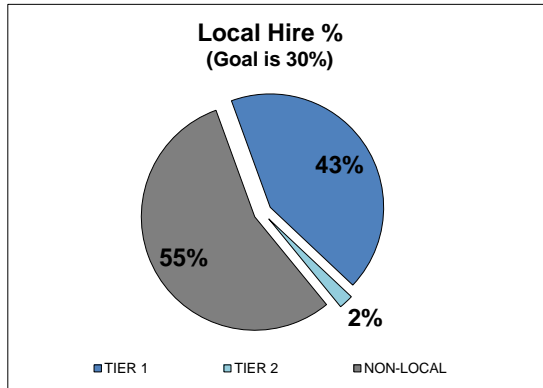


BUREAU OF CONTRACT ADMINISTRATION
DEPARTMENT OF PUBLIC WORKS, PUBLIC INFRASTRUCTURE STABILIZATION POLICY
SSRP H14 WILSHIRE BLVD & ORANGE DR, H15 JUNE ST & WILSHIRE BLVD, H19 ARDEN BLVD & #RD ST, H20 2ND ST & EDMONT ST
SUMMARY OF LOCAL HIRING @ 100% COMPLETION (Reporting Periods: 10%, 30%, 50%, 70%, 90%)
(MARCH 2013 -- JUNE 2014) FINAL



MONTH/YEAR	Local Hours					Apprentice Hours					Disadvantaged Hours			
	TIER 1	TIER 2	NON-LOCAL	TOTAL	LOCAL %	LOCAL APPRENTICE	NON-LOCAL APPRENTICE	TOTAL APPRENTICE	LOCAL APPRENTICE %	TOTAL APPRENTICE %	DISADVANTAGED	NON-TARGET	TOTAL	DISADVANTAGED %
MARCH 2013	44		17	61	72%	25	-	25	100%	41%	17	44	61	28%
APRIL 2013	535	51	652	1,237	47%	253	-	253	100%	20%	323	915	1,237	26%
MAY 2013	648		644	1,292	50%	294	10	304	97%	23%	312	980	1,292	24%
JUNE 2013	585		656	1,241	47%	305	45	350	87%	28%	265	976	1,241	21%
JULY 2013	607		465	1,072	57%	318	7	325	98%	30%	270	802	1,072	25%
AUGUST 2013	533	137	595	1,264	53%	332	-	332	100%	26%	351	914	1,264	28%
SEPT. 2013	522	33	699	1,253	44%	186	34	219	85%	17%	276	977	1,253	22%
OCTOBER 2013	545		668	1,213	45%	216	9	225	96%	19%	312	901	1,213	26%
NOVEMBER 2013	151		231	382	39%	85	-	85	100%	22%	55	327	382	14%
DECEMBER 2013	203		334	537	38%	102	-	102	100%	19%	85	452	537	16%
JANUARY 2014	612	28	963	1,602	40%	173	89	261	66%	16%	315	1,288	1,602	20%
FEBRUARY 2014	116	4	503	623	19%	20	131	150	13%	24%	18	605	623	3%
MARCH 2014	22		62	84	26%	11	8	19	58%	23%	8	76	84	10%
MAY 2014	77		269	346	22%	-	40	40	0%	12%	63	283	346	18%
JUNE 2014	-	-	-	-	-	-	-	-	-	-	-	-	-	-
TO DATE	5,197	252	6,756	12,204	45%	2,318	370	2,688	86%	22%	2,668	9,537	12,204	22%

Data: Certified Payroll Reports

Local: Work hours performed by individuals whose primary residence is within Tier 1 or 2 zip code areas.

Tier 1: 90001, 90002, 90003, 90005, 90006, 90007, 90008, 90010, 90011, 90012, 90013, 90014, 90015, 90016, 90017, 90018, 90019, 90021, 90023, 90024, 90026, 90028, 90031, 90032, 90033, 90037, 90038, 90043, 90044, 90045, 90049, 90057, 90058, 90059, 90061, 90062, 90071, 90089, 90095, 90230, 90731, 90744, 90748, 90813, 91325, 91330, 91331, 91343, 91352, 91402

Tier 2: 90004, 90020, 90027, 90029, 90034, 90035, 90036, 90039, 90041, 90042, 90046, 90047, 90048, 90063, 90065, 90066, 90068, 90073, 90247, 90248, 90291, 90501, 90710, 91040, 91042, 91303, 91304, 91306, 91307, 91324, 91335, 91340, 91342, 91345, 91356, 91364, 91367, 91371, 91401, 91405, 91406, 91411, 91423, 91601, 91602, 91604, 91605, 91606, 91607

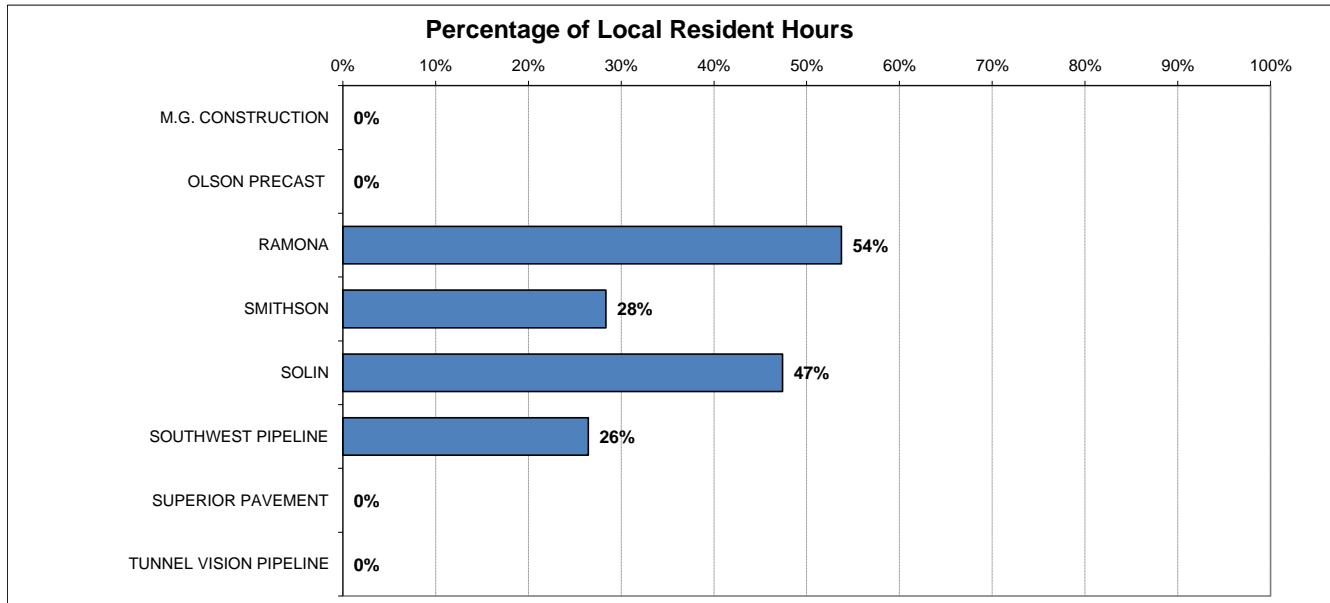
Disadvantaged: Work hours performed by any individual whose primary place of residence is within the City of Los Angeles and who prior to commencing work on a Covered Project, has been certified by the Jobs Coordinator as either:

(a) having a household income of less than 50% of the Area Median Income (AMI), or

(b) faces at least one of the following barriers to employment: being homeless, receiving public assistance, lacking a GED or high school diploma, having a history of involvement with the justice system, being a single parent, or suffering from chronic unemployment or underemployment.

Local Apprentice: Work hours performed by an apprentice who is indentured in a bona fide Labor/Management construction apprenticeship program, registered and approved by the State of California Department of Industrial Relations or Division of Apprenticeship Standards (DAS) and whose primary place of residence is within Tier 1 or 2 zip code areas.

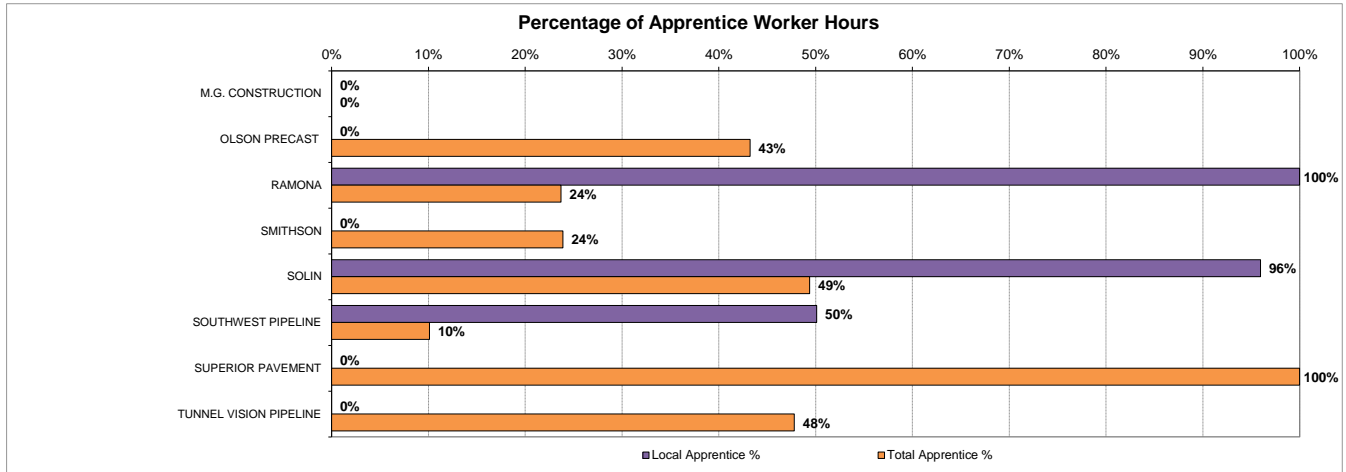
**SSRP H14 WILSHIRE BLVD & ORANGE DR, H15 JUNE ST & WILSHIRE BLVD, H19
Contractor Summary for Local Residents
(MARCH 2013 -- JUNE 2014) FINAL**



CONTRACTOR	HOURS				# OF WORKERS			
	Local	Non-Local	Total	Local %	Local	Non-Local	Total	Local %
M.G. CONSTRUCTION	0	374	374	0%	0	1	1	0%
OLSON PRECAST	0	211	211	0%	0	6	6	0%
RAMONA	4,647	3,999	8,646	54%	10	9	19	53%
SMITHSON	48	120	168	28%	1	3	4	25%
SOLIN	154	171	325	47%	5	2	7	71%
SOUTHWEST PIPELINE	600	1,669	2,269	26%	8	11	19	42%
SUPERIOR PAVEMENT	0	31	31	0%	0	2	2	0%
TUNNEL VISION PIPELINE	0	182	182	0%	0	2	2	0%
TOTALS	5,449	6,756	12,204	45%	24	36	60	40%

Local: Work hours performed by individuals whose primary residence is within Tier 1 or 2 zip code areas.

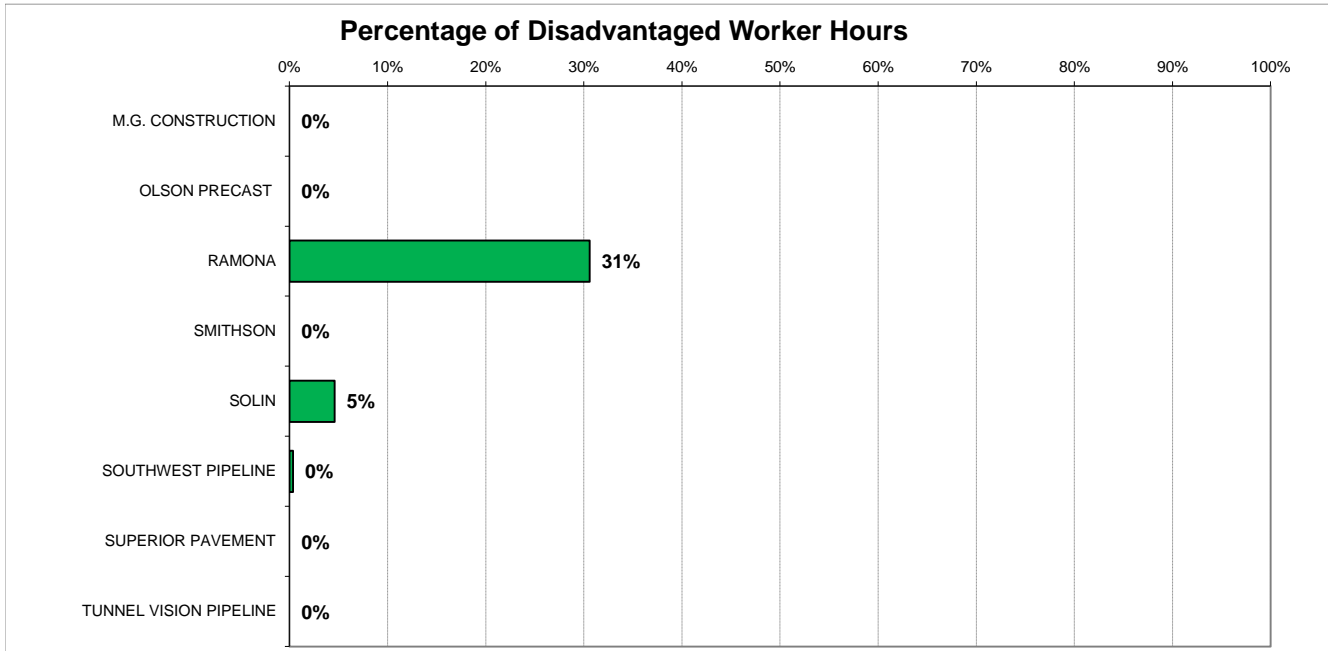
**SSRP H14 WILSHIRE BLVD & ORANGE DR, H15 JUNE ST & WILSHIRE BLVD, H19 ARDEN BLVD & #RD ST, H20
Contractor Summary for Apprentices
(MARCH 2013 -- JUNE 2014) FINAL**



CONTRACTOR	HOURS						# OF WORKERS					
	Local Apprentice	Non-Local Apprentice	Total Apprentice	Total Hours	Local Apprentice %	Total Apprentice %	Local Apprentice	Non-Local Apprentices	Total Apprentice	Total Workers	Local Apprentice %	Total Apprentice %
M.G. CONSTRUCTION	0	0	0	374	-	0%	0	0	0	1	-	0%
OLSON PRECAST	0	91	91	211	0%	43%	0	3	3	6	0%	50%
RAMONA	2,049	0	2,049	8,646	100%	24%	6	0	6	19	100%	32%
SMITHSON	0	40	40	168	0%	24%	0	1	1	4	0%	25%
SOLIN	154	7	161	325	96%	49%	5	1	6	7	83%	86%
SOUTHWEST PIPELINE	115	115	230	2,269	50%	10%	2	2	4	19	50%	21%
SUPERIOR PAVEMENT	0	31	31	31	0%	100%	0	2	2	2	0%	100%
TUNNEL VISION PIPELINE	0	87	87	182	0%	48%	0	1	1	2	0%	50%
TOTALS	2,318	370	2,688	12,204	86%	22%	13	10	23	60	57%	38%

Local Apprentice: Work hours performed by an apprentice who is indentured in a bona fide Labor/Management construction apprenticeship program, registered and approved by the State of California Department of Industrial Relations or Division of Apprenticeship Standards (DAS) and whose primary place of residence is within Tier 1 or 2 zip code areas.

**SSRP H14 WILSHIRE BLVD & ORANGE DR, H15 JUNE ST & WILSHIRE BLVD,
Contractor Summary for Disadvantaged Workers
(MARCH 2013 -- JUNE 2014) FINAL**



CONTRACTOR	HOURS				# OF WORKERS			
	Disadvantaged	Non-Target	Total	Disadvantaged %	Disadvantaged	Non-Target	Total	Disadvantaged %
M.G. CONSTRUCTION	0	374	374	0%	1	0	1	100%
OLSON PRECAST	0	211	211	0%	1	5	6	17%
RAMONA	2,644	6,002	8,646	31%	1	18	19	5%
SMITHSON	0	168	168	0%	1	3	4	25%
SOLIN	15	310	325	5%	1	6	7	14%
SOUTHWEST PIPELINE	9	2,260	2,269	0%	1	18	19	5%
SUPERIOR PAVEMENT	0	31	31	0%	1	1	2	50%
TUNNEL VISION PIPELINE	0	182	182	0%	1	1	2	50%
TOTALS	2,668	9,537	12,204	22%	8	52	60	13%

Disadvantaged: Work hours performed by any individual whose primary place of residence is within the City of Los Angeles and who prior to commencing work on a Covered Project, has been certified by the Jobs Coordinator as either:

- (a) having a household income of less than 50% of the Area Median Income (AMI), or
- (b) faces at least one of the following barriers to employment: being homeless, receiving public assistance, lacking a GED or high school diploma, having a history of involvement with the justice system, being a single parent, or suffering from chronic unemployment or underemployment.