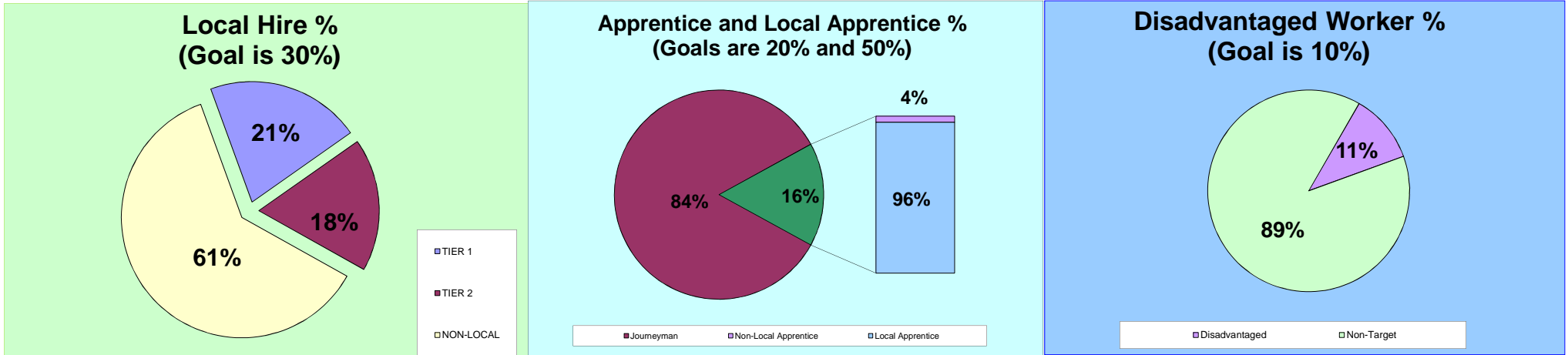


BUREAU OF CONTRACT ADMINISTRATION
DEPARTMENT OF PUBLIC WORKS, PUBLIC INFRASTRUCTURE STABILIZATION POLICY
SSRP H21 OLYMPIC BLVD & OXFORD, H24 SUNSET BLVD & RENO ST & ESRP NOS at Kenwood
SUMMARY OF LOCAL HIRING @ 100% COMPLETION (Reporting Periods: 10%, 30%, 50%, 70%, 90%)
(OCTOBER 2012 -- MAY 2013) FINAL



MONTH/YEAR	Local Hours					Apprenticeship Hours					Disadvantaged Hours			
	TIER 1	TIER 2	NON-LOCAL	TOTAL	LOCAL %	LOCAL APPRENTICE	NON-LOCAL APPRENTICE	TOTAL APPRENTICE	LOCAL APPRENTICE %	TOTAL APPRENTICE %	DISADVANTAGED	NON-TARGET	TOTAL	DISADVANTAGED %
October 2012	73	-	124	197	37%	-	-	-	0%	0%	73	124	197	37%
November 2012	176	73	777	1,026	24%	101	-	101	100%	10%	232	794	1,026	23%
December 2012	87	115	519	721	28%	121	-	121	0%	17%	153	568	721	21%
January 2013	336	380	1,178	1,893	38%	350	37	386	91%	20%	160	1,733	1,893	8%
February 2013	535	480	1,154	2,169	47%	405	-	405	100%	19%	200	1,969	2,169	9%
March 2013	319	313	941	1,573	40%	181	16	197	92%	13%	84	1,490	1,573	5%
April 2013	81	56	185	322	43%	56	-	56	100%	17%	13	310	322	4%
May 2013	114	61	190	364	48%	56	-	56	100%	15%	5	359	364	1%
TO DATE	1,720	1,476	5,068	8,264	39%	1,268	53	1,320	96%	16%	919	7,345	8,264	11%

Data: This report includes the most current information available. It may not reflect all certified payrolls for all contractors as of this date.

Local: Work hours performed by individuals whose primary residence is within Tier 1 or 2 zip code areas.

Tier 1: 90001, 90002, 90003, 90005, 90006, 90007, 90008, 90010, 90011, 90012, 90013, 90014, 90015, 90016, 90017, 90018, 90019, 90021, 90023, 90024, 90026, 90028, 90031, 90032, 90033, 90037, 90038, 90043, 90044, 90045, 90049, 90057, 90058, 90059, 90061, 90062, 90071, 90089, 90095, 90230, 90731, 90744, 90748, 90813, 91325, 91330, 91331, 91343, 91352, 91402

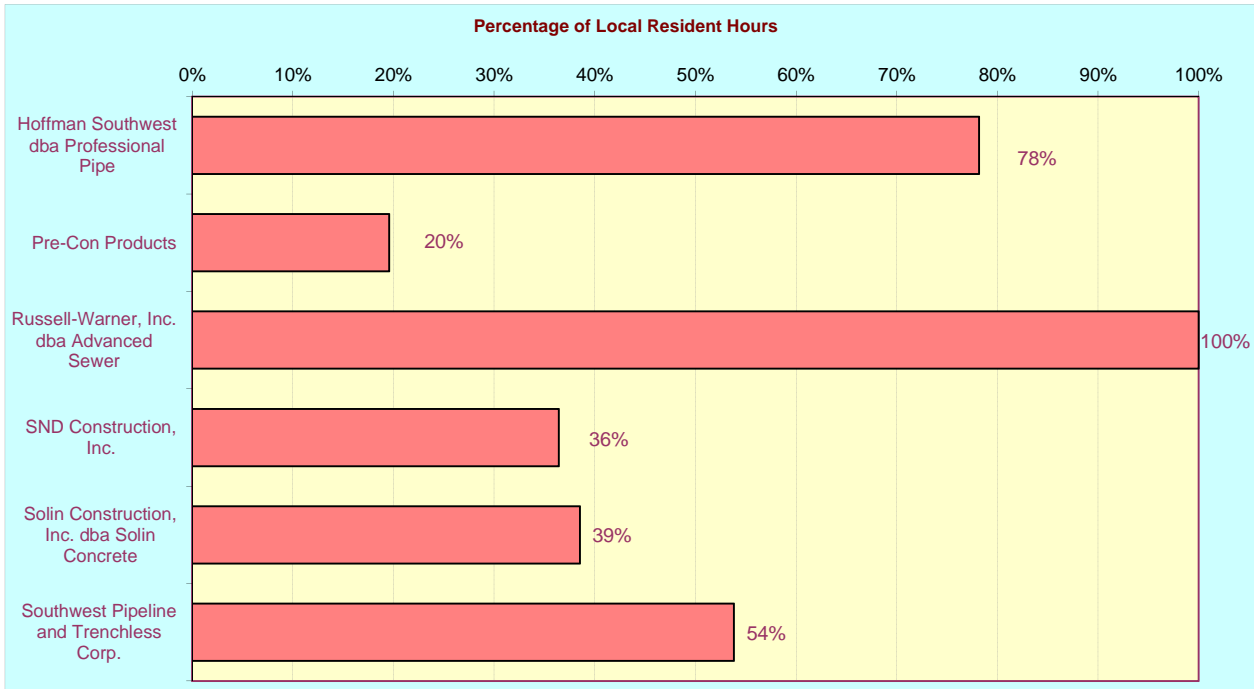
Tier 2: 90004, 90020, 90027, 90029, 90034, 90035, 90036, 90039, 90041, 90042, 90046, 90047, 90048, 90063, 90065, 90066, 90068, 90073, 90247, 90248, 90291, 90501, 90710, 91040, 91042, 91303, 91304, 91306, 91307, 91324, 91335, 91340, 91342, 91345, 91356, 91364, 91367, 91371, 91401, 91405, 91406, 91411, 91423, 91601, 91602, 91604, 91605, 91606, 91607

Disadvantaged: Work hours performed by any individual whose primary place of residence is within the City of Los Angeles and who prior to commencing work on a Covered Project, has been certified by the Jobs Coordinator as either:

- (a) having a household income of less than 50% of the Area Median Income (AMI), or
- (b) faces at least one of the following barriers to employment: being homeless, receiving public assistance, lacking a GED or high school diploma, having a history of involvement with the justice system, being a single parent, or suffering from chronic unemployment or underemployment.

Local Apprenticeship: Work hours performed by an apprentice who is indentured in a bona fide Labor/Management construction apprenticeship program, registered and approved by the State of California Department of Industrial Relations or Division of Apprenticeship Standards (DAS) and whose primary place of residence is within Tier 1 or 2 zip code areas.

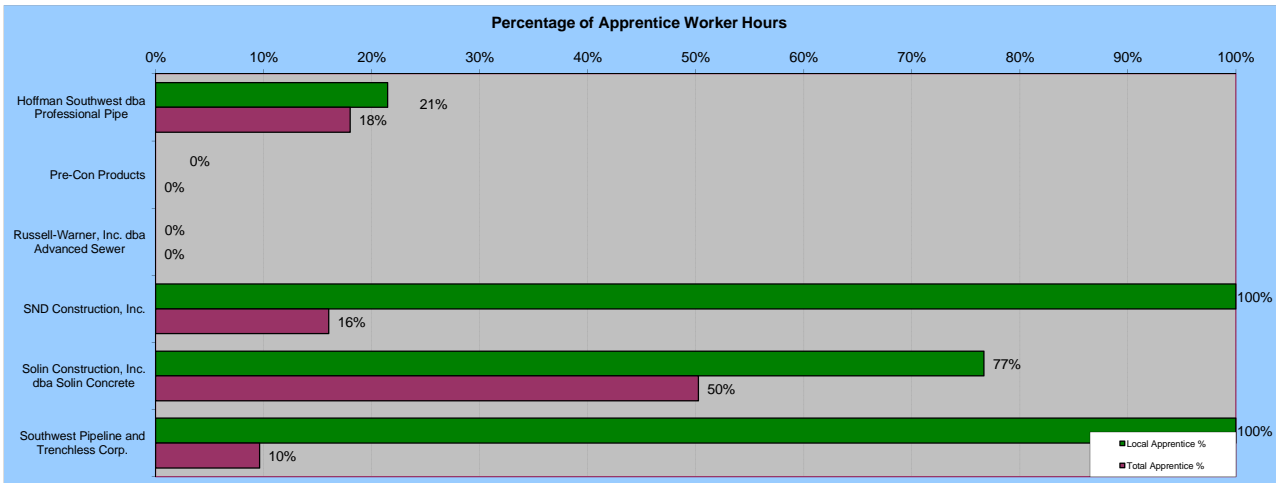
SSRP H21 OLYMPIC BLVD & OXFORD, H24 SUNSET BLVD & RENO ST Contractor Summary for Local Residents (OCTOBER 2012 -- MAY 2013) FINAL



CONTRACTOR	HOURS				# OF WORKERS			
	Local	Non-Local	Total	Local %	Local	Non-Local	Total	Local %
Hoffman Southwest dba Professional Pipe	88	25	113	78%	4	4	8	50%
Pre-Con Products	58	238	296	20%	1	5	6	17%
Russell-Warner, Inc. dba Advanced Sewer	22	0	22	100%	1	0	1	100%
SND Construction, Inc.	2,393	4,172	6,565	36%	6	9	15	40%
Solin Construction, Inc. dba Solin Concrete	120	192	312	39%	3	2	5	60%
Southwest Pipeline and Trenchless Corp.	515	442	957	54%	8	6	14	57%
TOTALS	3,196	5,068	8,264	39%	23	26	49	47%

Local: Work hours performed by individuals whose primary residence is within Tier 1 or 2 zip code areas.

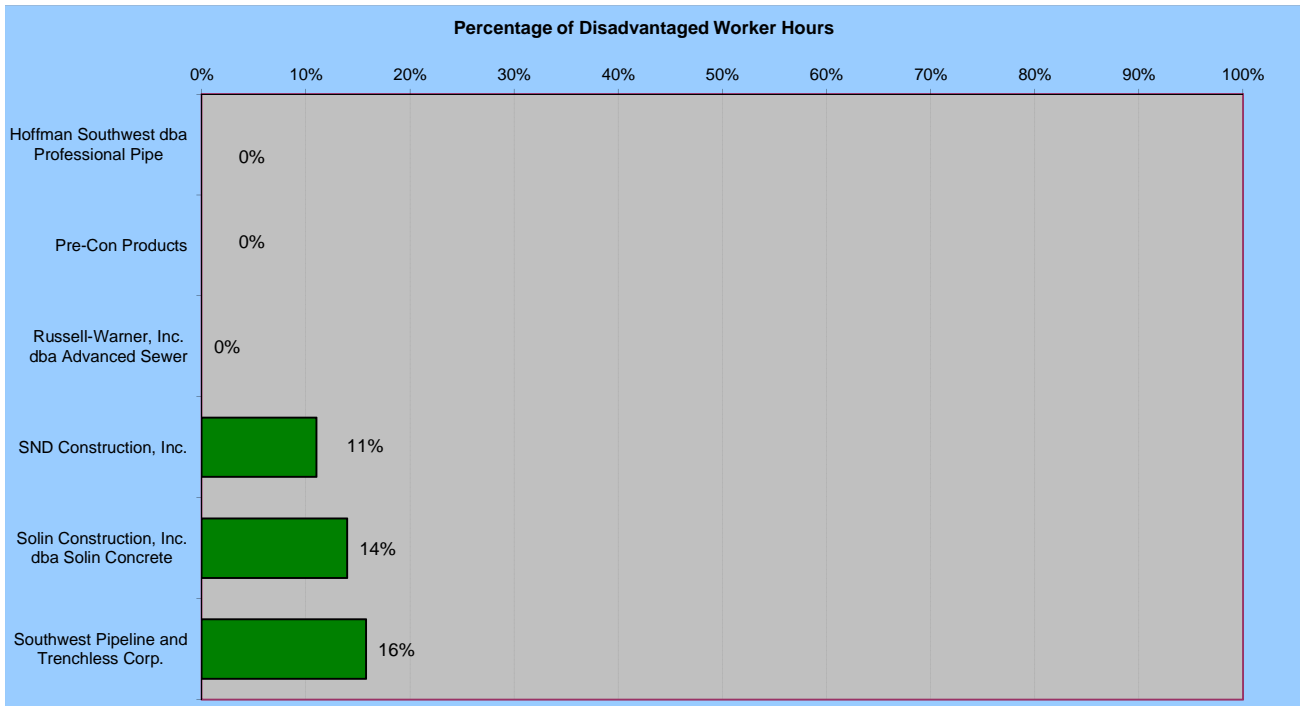
**SSRP H21 OLYMPIC BLVD & OXFORD, H24 SUNSET BLVD & RENO ST & ESRP NOS at Kenwood
Contractor Summary for Apprentices
(OCTOBER 2012 -- MAY 2013) FINAL**



CONTRACTOR	HOURS						# OF WORKERS					
	Local Apprentice	Non-Local Apprentice	Total Apprentice	Total Hours	Local Apprentice %	Total Apprentice %	Local Apprentice	Non-Local Apprentice	Total Apprentice	Total Workers	Local Apprentice %	Total Apprentice %
Hoffman Southwest dba Prof	4	16	20	113	21%	18%	-	1	1	8	0%	13%
Pre-Con Products	-	-	-	296	0%	0%	-	-	-	6	0%	0%
Russell-Warner, Inc. dba Adv	-	-	-	22	0%	0%	-	-	-	1	0%	0%
SND Construction, Inc.	1,052	-	1,052	6,565	100%	16%	4	-	4	15	100%	27%
Solin Construction, Inc. dba S	120	37	157	312	77%	50%	3	1	4	5	75%	80%
Southwest Pipeline and Tren	92	-	92	957	100%	10%	1	-	1	14	100%	7%
TOTALS	1,268	53	1,320	8,264	96%	16%	8	2	10	49	80%	20%

Local Apprentice: Work hours performed by an apprentice who is indentured in a bona fide Labor/Management construction apprenticeship program, registered and approved by the State of California Department of Industrial Relations or Division of Apprenticeship Standards (DAS) and whose primary place of residence is within Tier 1 or 2 zip code areas.

SSRP H21 OLYMPIC BLVD & OXFORD, H24 SUNSET BLVD & RENO ST Contractor Summary for Disadvantaged Workers (OCTOBER 2012 -- MAY 2013) FINAL



CONTRACTOR	HOURS				# OF WORKERS			
	Disadvantaged	Non-Target	Total	Disadvantaged %	Disadvantaged	Non-Target	Total	Disadvantaged %
Hoffman Southwest dba Professional Pipe	0	113	113	0%	0	8	8	0%
Pre-Con Products	0	296	296	0%	0	6	6	0%
Russell-Warner, Inc. dba Advanced Sewer	0	22	22	0%	0	1	1	0%
SND Construction, Inc.	724	5,841	6,565	11%	2	13	15	13%
Solin Construction, Inc. dba Solin Concrete	44	268	312	14%	1	4	5	20%
Southwest Pipeline and Trenchless Corp.	151	806	957	16%	2	12	14	14%
TOTALS	919	7,345	8,264	11%	5	44	49	10%

Disadvantaged: Work hours performed by any individual whose primary place of residence is within the City of Los Angeles and who prior to commencing work on a Covered Project, has been certified by the Jobs Coordinator as either:

- (a) having a household income of less than 50% of the Area Median Income (AMI), or
- (b) faces at least one of the following barriers to employment: being homeless, receiving public assistance, lacking a GED or high school diploma, having a history of involvement with the justice system, being a single parent, or suffering from chronic unemployment or