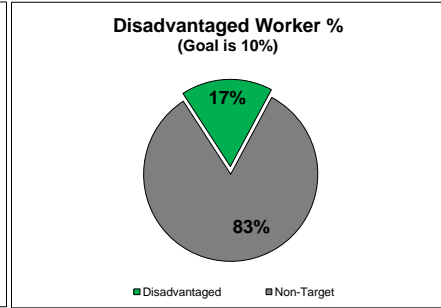
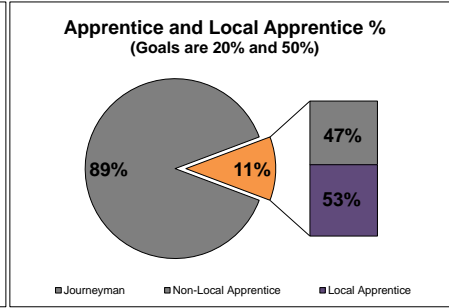
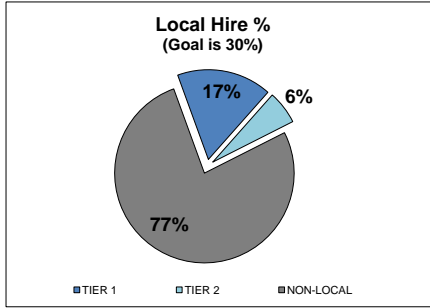


BUREAU OF CONTRACT ADMINISTRATION
DEPARTMENT OF PUBLIC WORKS, PUBLIC INFRASTRUCTURE STABILIZATION POLICY
SSRP N12 Park View & Beverly Blvd
SUMMARY OF LOCAL HIRING @ 100% COMPLETION (Reporting Periods: 10%, 30%, 50%, 70%, 90%)
(August 2012 - December 2013) FINAL



MONTH/YEAR	Local Hours					Apprentice Hours					Disadvantaged Hours			
	TIER 1	TIER 2	NON-LOCAL	TOTAL	LOCAL %	LOCAL APPRENTICE	NON-LOCAL APPRENTICE	TOTAL APPRENTICE	LOCAL APPRENTICE %	TOTAL APPRENTICE %	DISADVANTAGE D	NON-TARGET	TOTAL	DISADVANTAGE D %
August 2012	-	-	70	70	0%	-	-	-	-	0%	-	70	70	0%
September 2012	-	-	3	3	0%	-	-	-	-	0%	-	3	3	0%
October 2012	-	-	-	-	-	-	-	-	-	-	-	-	-	-
November 2012	36	4	91	131	31%	-	-	-	-	0%	36	95	131	27%
December 2012	240	-	104	344	70%	-	-	-	-	0%	240	104	344	70%
January 2013	360	40	489	889	45%	83	-	83	100%	9%	317	572	889	36%
February 2013	457	282	1,585	2,323	32%	234	-	234	100%	10%	592	1,732	2,323	25%
March 2013	442	233	1,717	2,392	28%	279	-	279	100%	12%	489	1,903	2,392	20%
April 2013	464	37	1,863	2,363	21%	126	117	243	52%	10%	397	1,966	2,363	17%
May 2013	188	91	1,338	1,617	17%	32	187	219	15%	14%	226	1,391	1,617	14%
June 2013	116	118	1,748	1,981	12%	62	188	250	25%	13%	62	1,919	1,981	3%
July 2013	72	25	1,151	1,248	8%	33	212	245	13%	20%	33	1,215	1,248	3%
August 2013	-	8	340	347	2%	-	34	34	0%	10%	-	347	347	0%
September 2013	35	13	264	311	15%	10	20	30	34%	9%	10	301	311	3%
October 2013	-	-	14	14	0%	-	6	6	0%	43%	-	14	14	0%
November 2013	9	-	87	96	9%	-	-	-	-	0%	-	96	96	-
December 2013	-	-	16	16	0%	-	-	-	-	0%	-	16	16	-
TO DATE	2,419	849	10,877	14,144	23%	859	762	1,621	53%	11%	2,402	11,743	14,144	17%

Data: Certified Payroll Reports

Local: Work hours performed by Individuals whose primary residence is within Tier 1 or 2 zip code areas.

Tier 1: 90001, 90002, 90003, 90005, 90006, 90007, 90008, 90010, 90011, 90012, 90013, 90014, 90015, 90016, 90017, 90018, 90019, 90021, 90023, 90024, 90026, 90028, 90031, 90032, 90033, 90037, 90038, 90043, 90044, 90045, 90048, 90057, 90058, 90059, 90061, 90062, 90071, 90089, 90095, 90230, 90731, 90744, 90748, 90813, 91325, 91330, 91331, 91343, 91352, 91402

Tier 2: 90004, 90020, 90027, 90029, 90034, 90035, 90036, 90039, 90041, 90042, 90046, 90047, 90048, 90063, 90065, 90066, 90068, 90073, 90247, 90248, 90291, 90501, 90710, 91040, 91042, 91303, 91304, 91306, 91307, 91324, 91335, 91340, 91342, 91345, 91356, 91364, 91367, 91371, 91401, 91405, 91406, 91411, 91423, 91601, 91602, 91604, 91605, 91606, 91607

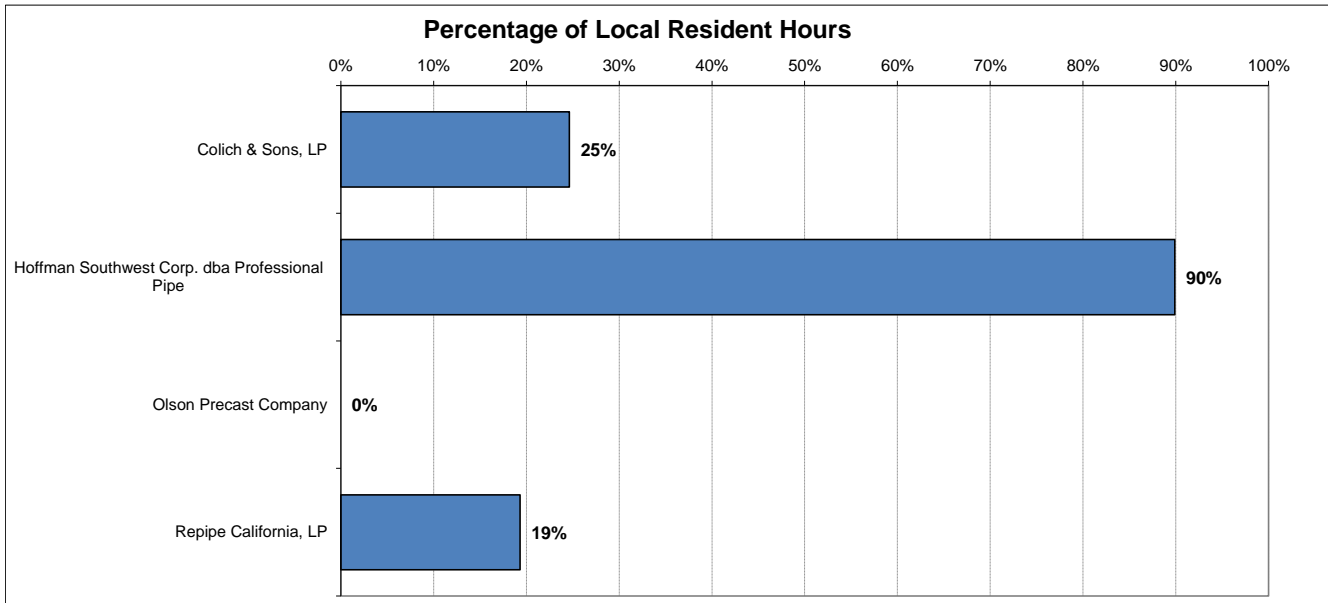
Disadvantaged: Work hours performed by any individual whose primary place of residence is within the City of Los Angeles and who prior to commencing work on a Covered Project, has been certified by the Jobs Coordinator as either:

(a) having a household income of less than 50% of the Area Median Income (AMI), or

(b) faces at least one of the following barriers to employment: being homeless, receiving public assistance, lacking a GED or high school diploma, having a history of involvement with the justice system, being a single parent, or suffering from chronic unemployment or underemployment.

Local Apprentice: Work hours performed by an apprentice who is indentured in a bona fide Labor/Management construction apprenticeship program, registered and approved by the State of California Department of Industrial Relations or Division of Apprenticeship Standards (DAS) and whose primary place of residence is within Tier 1 or 2 zip code areas.

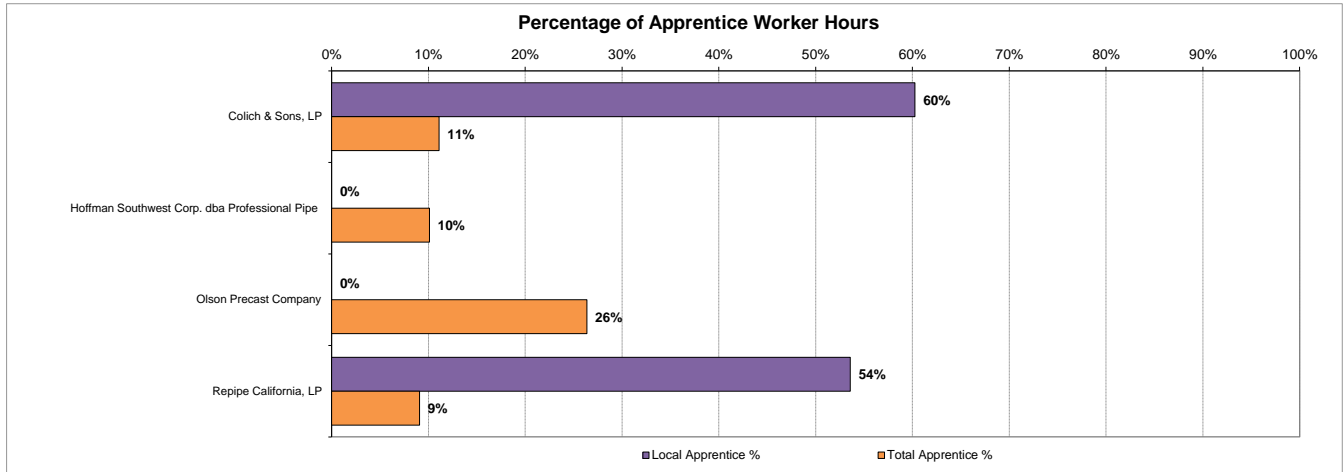
**SSRP N12 Park View & Beverly Blvd
Contractor Summary for Local Residents
(August 2012 - December 2013) FINAL**



CONTRACTOR	HOURS				# OF WORKERS			
	Local	Non-Local	Total	Local %	Local	Non-Local	Total	Local %
Colich & Sons, LP	2,778	8,497	11,275	25%	5	16	21	24%
Hoffman Southwest Corp. dba Professional Pipe	71	8	79	90%	4	1	5	80%
Olson Precast Company	0	628	628	0%	0	6	6	0%
Repipe California, LP	418	1,744	2,162	19%	6	27	33	18%
TOTALS	3,267	10,877	14,144	23%	15	50	65	23%

Local: Work hours performed by individuals whose primary residence is within Tier 1 or 2 zip code areas.

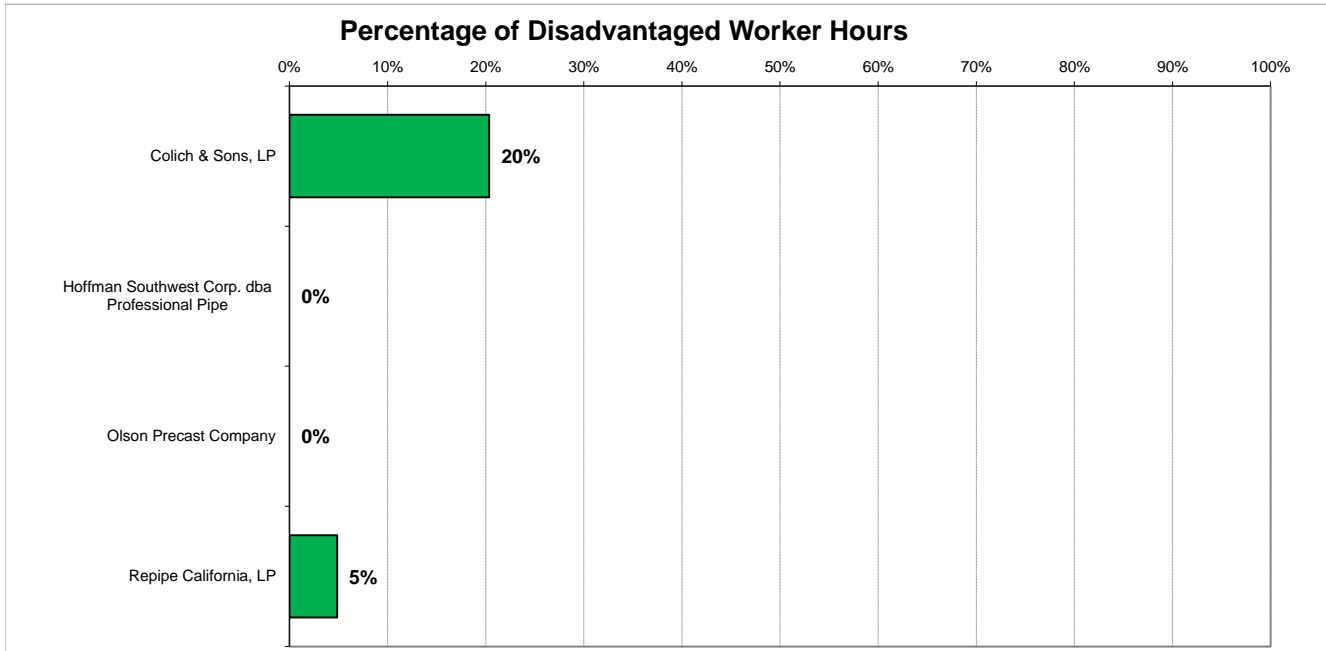
**SSRP N12 Park View & Beverly Blvd
Contractor Summary for Apprentices
(August 2012 - December 2013) FINAL**



CONTRACTOR	HOURS						# OF WORKERS					
	Local Apprentice	Non-Local Apprentice	Total Apprentice	Total Hours	Local Apprentice %	Total Apprentice %	Local Apprentice	Non-Local Apprentices	Total Apprentice	Total Workers	Local Apprentice %	Total Apprentice %
Colich & Sons, LP	754	498	1,251	11,275	60%	11%	2	1	3	21	67%	14%
Hoffman Southwest Corp. dba Professio	0	8	8	79	0%	10%	0	1	1	5	0%	20%
Olson Precast Company	0	166	166	628	0%	26%	0	2	2	6	0%	33%
Repipe California, LP	105	91	196	2,162	54%	9%	1	1	2	33	50%	6%
TOTALS	859	762	1,621	14,144	53%	11%	3	5	8	65	38%	12%

Local Apprentice: Work hours performed by an apprentice who is indentured in a bona fide Labor/Management construction apprenticeship program, registered and approved by the State of California Department of Industrial Relations or Division of Apprenticeship Standards (DAS) and whose primary place of residence is within Tier 1 or 2 zip code areas.

**SSRP N12 Park View & Beverly Blvd
Contractor Summary for Disadvantaged Workers
(August 2012 - December 2013) FINAL**



CONTRACTOR	HOURS				# OF WORKERS			
	Disadvantaged	Non-Target	Total	Disadvantaged %	Disadvantaged	Non-Target	Total	Disadvantaged %
Colich & Sons, LP	2,297	8,979	11,275	20%	4	17	21	19%
Hoffman Southwest Corp. dba Professional Pipe	0	79	79	0%	0	5	5	0%
Olson Precast Company	0	628	628	0%	0	6	6	0%
Repipe California, LP	105	2,057	2,162	5%	1	32	33	3%
TOTALS	2,402	11,743	14,144	17%	5	60	65	8%

Disadvantaged: Work hours performed by any individual whose primary place of residence is within the City of Los Angeles and who prior to commencing work on a Covered Project, has been certified by the Jobs Coordinator as either:

- (a) having a household income of less than 50% of the Area Median Income (AMI), or
- (b) faces at least one of the following barriers to employment: being homeless, receiving public assistance, lacking a GED or high school diploma, having a history of involvement with the justice system, being a single parent, or suffering from chronic unemployment or underemployment.