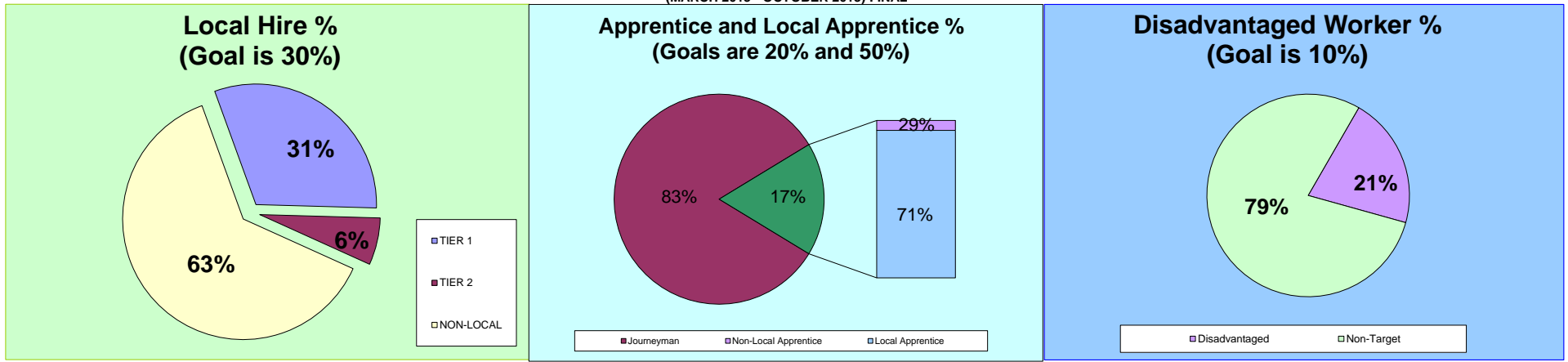


BUREAU OF CONTRACT ADMINISTRATION
DEPARTMENT OF PUBLIC WORKS, PUBLIC INFRASTRUCTURE STABILIZATION POLICY
SSRP T04 SOUTH ALMA ST & 10th ST and Z13 MORAY AVE & WEST 25th ST
SUMMARY OF LOCAL HIRING @ 100% COMPLETION (Reporting Periods: 10%, 30%, 50%, 70%, 90%)
(MARCH 2013 - OCTOBER 2013) FINAL



MONTH/YEAR	Local Hours					Apprentice Hours					Disadvantaged Hours			
	TIER 1	TIER 2	NON-LOCAL	TOTAL	LOCAL %	LOCAL APPRENTICE	NON-LOCAL APPRENTICE	TOTAL APPRENTICE	LOCAL APPRENTICE %	TOTAL APPRENTICE %	DISADVANTAGED	NON-TARGET	TOTAL	DISADVANTAGED %
Mar-2013	-	-	11	11	0%	-	-	-	0%	0%	-	11	11	0%
Apr-2013	65	8	65	137	53%	49	-	49	100%	35%	38	100	137	27%
May-2013	757	136	991	1,884	47%	324	-	324	100%	17%	762	1,123	1,884	40%
Jun-2013	329	117	445	891	50%	165	8	173	95%	19%	333	558	891	37%
Jul-2013	830	132	2,005	2,966	32%	441	63	503	88%	17%	469	2,497	2,966	16%
Aug-2013	198	91	719	1,007	29%	99	-	99	100%	10%	7	1,001	1,007	1%
Sep-2013	136	-	445	580	23%	110	14	124	89%	21%	-	580	580	0%
Oct-2013	60	-	120	180	0	60	-	60	100%	33%	-	180	180	0%
TO DATE	2,373	484	4,799	7,655	37%	1,247	85	1,331	94%	17%	1,607	6,048	7,655	21%

Data: This report includes the most current information available. It may not reflect all certified payrolls for all contractors as of this date.

Local: Work hours performed by individuals whose primary residence is within Tier 1 or 2 zip code areas.

Tier 1: 90001, 90002, 90003, 90005, 90006, 90007, 90008, 90010, 90011, 90012, 90013, 90014, 90015, 90016, 90017, 90018, 90019, 90021, 90023, 90024, 90026, 90028, 90031, 90032, 90033, 90037, 90038, 90043, 90044, 90045, 90049, 90057, 90058, 90059, 90061, 90062, 90071, 90089, 90095, 90230, 90731, 90744, 90748, 90813, 91325, 91330, 91331, 91343, 91352, 91402

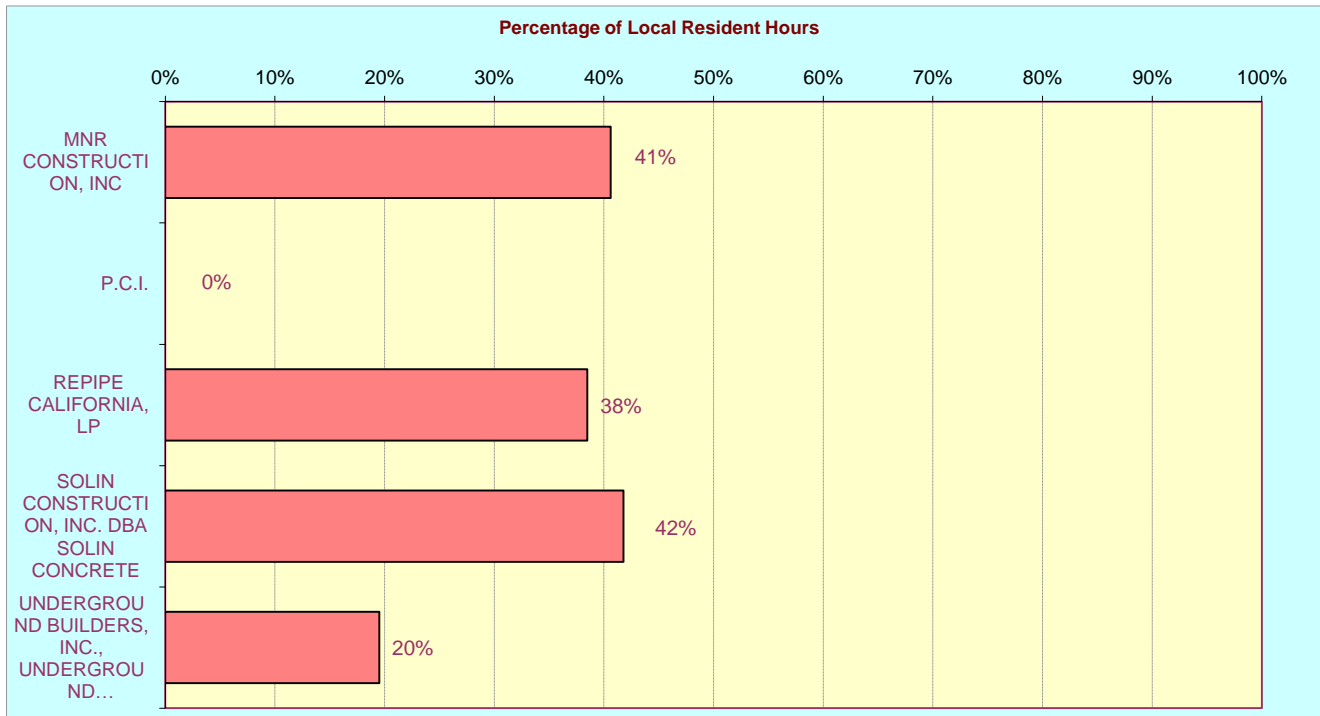
Tier 2: 90004, 90020, 90027, 90029, 90034, 90035, 90036, 90039, 90041, 90042, 90046, 90047, 90048, 90063, 90065, 90066, 90068, 90073, 90247, 90248, 90291, 90501, 90710, 91040, 91042, 91303, 91304, 91306, 91307, 91324, 91335, 91340, 91342, 91345, 91356, 91364, 91367, 91371, 91401, 91405, 91406, 91411, 91423, 91601, 91602, 91604, 91605, 91606, 91607

Disadvantaged: Work hours performed by any individual whose primary place of residence is within the City of Los Angeles and who prior to commencing work on a Covered Project, has been certified by the Jobs Coordinator as either:

- (a) having a household income of less than 50% of the Area Median Income (AMI), or
- (b) faces at least one of the following barriers to employment: being homeless, receiving public assistance, lacking a GED or high school diploma, having a history of involvement with the justice system, being a single parent, or suffering from chronic unemployment or underemployment.

Local Apprenticeship: Work hours performed by an apprentice who is indentured in a bona fide Labor/Management construction apprenticeship program, registered and approved by the State of California Department of Industrial Relations or Division of Apprenticeship Standards (DAS) and whose primary place of residence is within Tier 1 or 2 zip code areas.

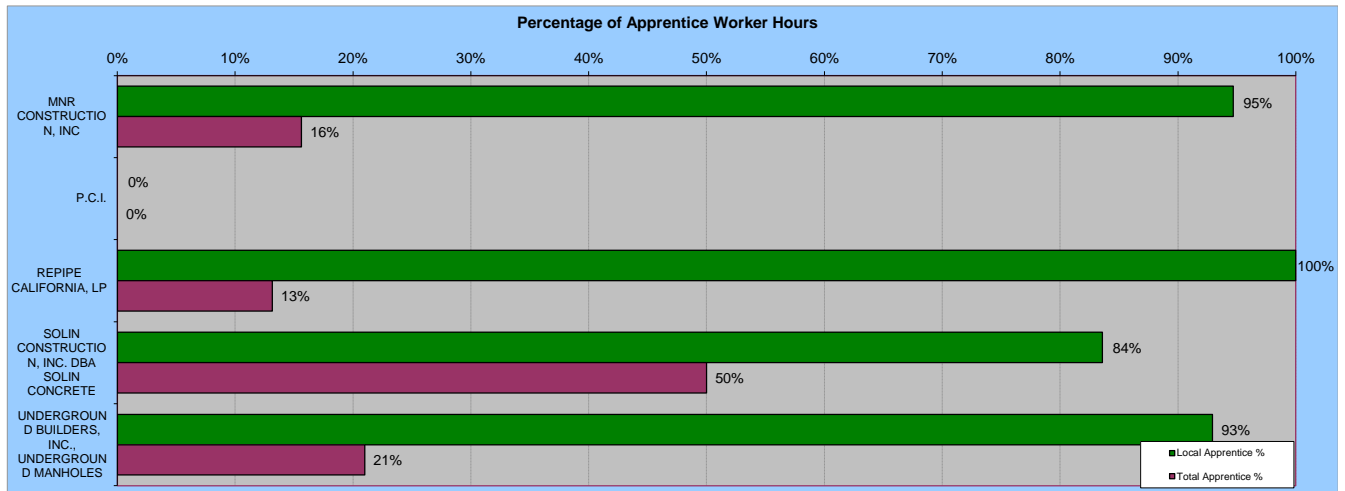
**SSRP T04 SOUTH ALMA ST & 10th ST and Z13 MORAY AVE & WEST
Contractor Summary for Local Residents
(MARCH 2013 - OCTOBER 2013) FINAL**



CONTRACTOR	HOURS				# OF WORKERS			
	Local	Non-Local	Total	Local %	Local	Non-Local	Total	Local %
MNR CONSTRUCTION, INC	1,911	2,794	4,705	41%	8	17	25	32%
P.C.I.	0	61	61	0%	0	4	4	0%
REPIPE CALIFORNIA, LP	602	961	1,563	38%	4	12	16	25%
SOLIN CONSTRUCTION, INC. DBA SC	161	224	384	42%	4	3	7	57%
UNDERGROUND BUILDERS, INC., UN	184	759	943	20%	7	3	10	70%
TOTALS	2,857	4,799	7,655	37%	23	39	62	37%

Local: Work hours performed by individuals whose primary residence is within Tier 1 or 2 zip code areas.

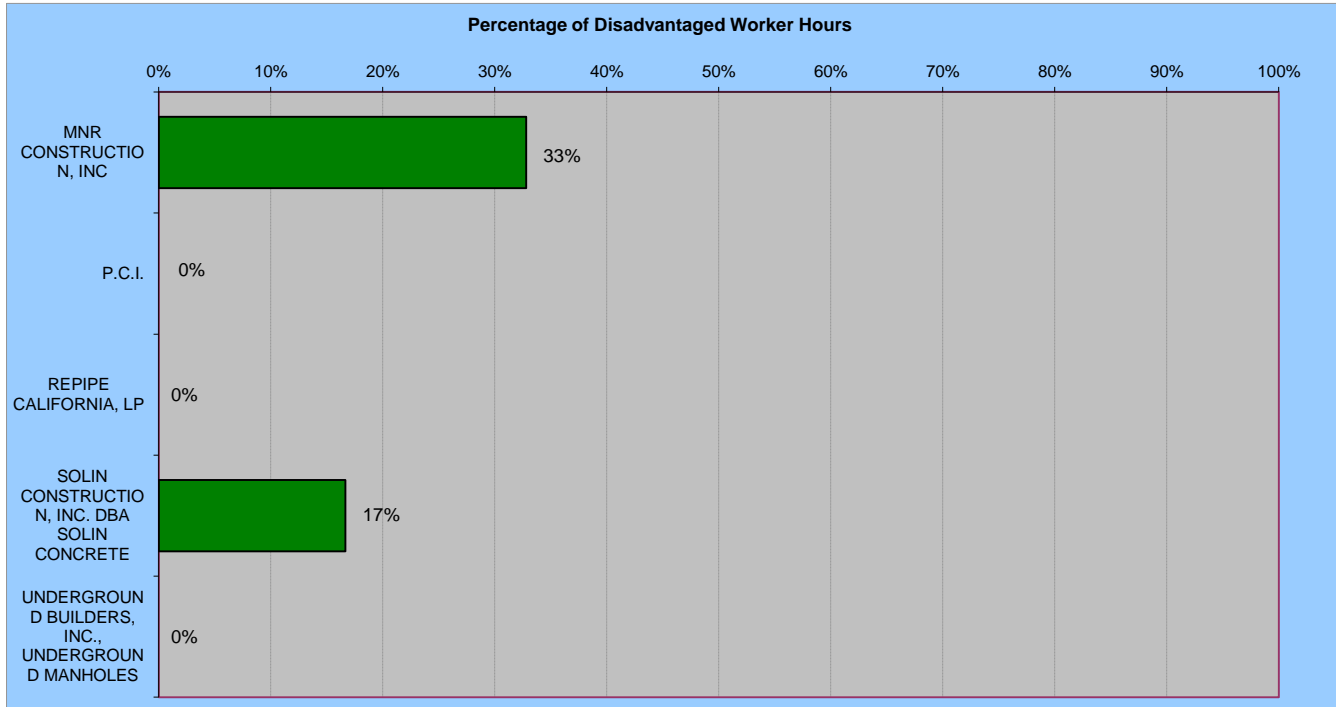
**SSRP T04 SOUTH ALMA ST & 10th ST and Z13 MORAY AVE & WEST 25th ST
Contractor Summary for Apprentices
(MARCH 2013 - OCTOBER 2013) FINAL**



CONTRACTOR	HOURS						# OF WORKERS					
	Local Apprentice	Non-Local Apprentice	Total Apprentice	Total Hours	Local Apprentice %	Total Apprentice %	Local Apprentice	Non-Local Apprentice	Total Apprentice	Total Workers	Local Apprentice %	Total Apprentice %
MNR CONSTRUCTION, INC	697	39	736	4,705	95%	16%	3	1	4	25	75%	16%
P.C.I.	-	-	-	61	0%	0%	-	-	-	4	0%	0%
REPIPE CALIFORNIA, LP	206	-	206	1,563	100%	13%	2	-	2	16	100%	13%
SOLIN CONSTRUCTION, INC	161	32	192	384	84%	50%	4	2	6	7	67%	86%
UNDERGROUND BUILDERS	184	14	198	943	93%	21%	7	1	8	10	88%	80%
TOTALS	1,247	85	1,331	7,655	94%	17%	16	4	20	62	80%	32%

Local Apprentice: Work hours performed by an apprentice who is indentured in a bona fide Labor/Management construction apprenticeship program, registered and approved by the State of California Department of Industrial Relations or Division of Apprenticeship Standards (DAS) and whose primary place of residence is within Tier 1 or 2 zip code areas.

SSRP T04 SOUTH ALMA ST & 10th ST and Z13 MORAY AVE & WEST 25th Contractor Summary for Disadvantaged Workers (MARCH 2013 - OCTOBER 2013) FINAL



CONTRACTOR	HOURS				# OF WORKERS			
	Disadvantaged	Non-Target	Total	Disadvantaged %	Disadvantaged	Non-Target	Total	Disadvantaged %
MNR CONSTRUCTION, INC	1,543	3,162	4,705	33%	6	19	25	24%
P.C.I.	0	61	61	0%	0	4	4	0%
REPIPE CALIFORNIA, LP	0	1,563	1,563	0%	0	16	16	0%
SOLIN CONSTRUCTION, INC.	64	320	384	17%	1	6	7	14%
UNDERGROUND BUILDERS,	0	943	943	0%	0	10	10	0%
TOTALS	1,607	6,048	7,655	21%	7	55	62	11%

Disadvantaged: Work hours performed by any individual whose primary place of residence is within the City of Los Angeles and who prior to commencing work on a Covered Project, has been certified by the Jobs Coordinator as either:

- (a) having a household income of less than 50% of the Area Median Income (AMI), or
- (b) faces at least one of the following barriers to employment: being homeless, receiving public assistance, lacking a GED or high school diploma, having a history of involvement with the justice system, being a single parent, or suffering from chronic unemployment or