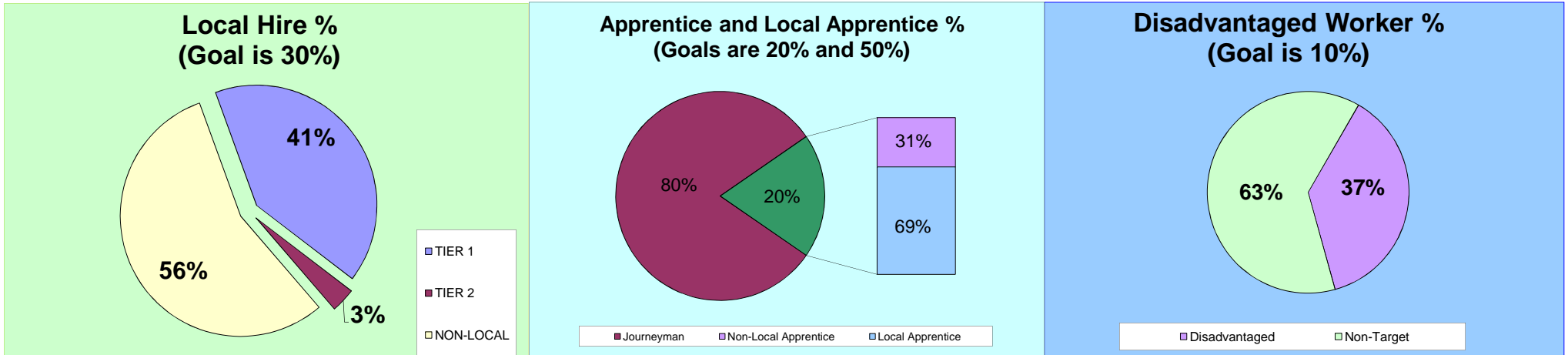


**BUREAU OF CONTRACT ADMINISTRATION
DEPARTMENT OF PUBLIC WORKS, PUBLIC INFRASTRUCTURE STABILIZATION POLICY
SSRP W32 SERRANIA AVE & DUMETZ ROAD**

**SUMMARY OF LOCAL HIRING @ 92% COMPLETION (Reporting Periods: 10%, 30%, 50%, 70%, 90%)
(JULY 2012 -- MARCH 2013)**



| MONTH/YEAR | Local Hours | | | | | Apprentice Hours | | | | | Disadvantaged Hours | | | |
|----------------|--------------|------------|--------------|--------------|------------|------------------|----------------------|------------------|--------------------|--------------------|---------------------|--------------|--------------|-----------------|
| | TIER 1 | TIER 2 | NON-LOCAL | TOTAL | LOCAL % | LOCAL APPRENTICE | NON-LOCAL APPRENTICE | TOTAL APPRENTICE | LOCAL APPRENTICE % | TOTAL APPRENTICE % | DISADVANTAGED | NON-TARGET | TOTAL | DISADVANTAGED % |
| Jul-12 | 5 | - | 14 | 19 | 26% | - | - | - | 0% | 0% | 5 | 14 | 19 | 26% |
| Aug-12 | 61 | - | 121 | 182 | 34% | 27 | - | 27 | 100% | 15% | 69 | 113 | 182 | 38% |
| Sep-12 | 340 | - | 535 | 874 | 39% | 165 | - | 165 | 100% | 19% | 455 | 420 | 874 | 52% |
| Oct-12 | 539 | 47 | 511 | 1,096 | 53% | 167 | - | 167 | 100% | 15% | 509 | 588 | 1,096 | 46% |
| Nov-12 | 700 | 46 | 1,002 | 1,748 | 43% | 241 | 138 | 378 | 64% | 22% | 629 | 1,119 | 1,748 | 36% |
| Dec-12 | 549 | 89 | 819 | 1,457 | 44% | 209 | 128 | 336 | 62% | 23% | 471 | 986 | 1,457 | 32% |
| Jan-13 | 925 | 67 | 1,280 | 2,272 | 44% | 218 | 203 | 421 | 52% | 19% | 769 | 1,503 | 2,272 | 34% |
| Feb-13 | 66 | 8 | 53 | 127 | 58% | - | 2 | 2 | 0% | 2% | - | 127 | 127 | 0% |
| Mar-13 | - | - | - | - | 0% | - | - | - | 0% | 0% | - | - | - | 0% |
| TO DATE | 3,184 | 257 | 4,334 | 7,774 | 44% | 1,025 | 470 | 1,495 | 69% | 19% | 2,905 | 4,869 | 7,774 | 37% |

Data: Certified Payroll Reports

Local: Work hours performed by individuals whose primary residence is within Tier 1 or 2 zip code areas.

Tier 1: 90001, 90002, 90003, 90005, 90006, 90007, 90008, 90010, 90011, 90012, 90013, 90014, 90015, 90016, 90017, 90018, 90019, 90021, 90023, 90024, 90026, 90028, 90031, 90032, 90033, 90037, 90038, 90043, 90044, 90045, 90049, 90057, 90058, 90059, 90061, 90062, 90071, 90089, 90095, 90230, 90731, 90744, 90748, 90813, 91325, 91330, 91331, 91343, 91352, 91402

Tier 2: 90004, 90020, 90027, 90029, 90034, 90035, 90036, 90039, 90041, 90042, 90046, 90047, 90048, 90063, 90065, 90066, 90068, 90073, 90247, 90248, 90291, 90501, 90710, 91040, 91042, 91303, 91304, 91306, 91307, 91324, 91335, 91340, 91342, 91345, 91356, 91364, 91367, 91371, 91401, 91405, 91406, 91411, 91423, 91601, 91602, 91604, 91605, 91606, 91607

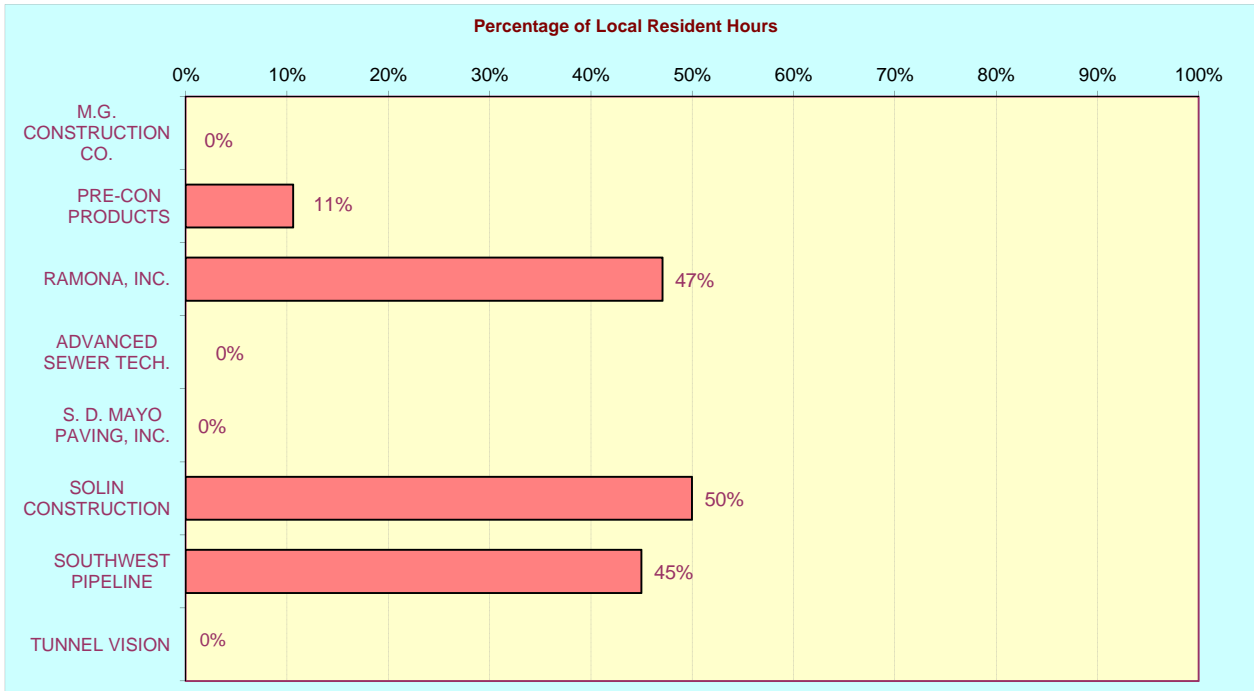
Disadvantaged: Work hours performed by any individual whose primary place of residence is within the City of Los Angeles and who prior to commencing work on a Covered Project, has been certified by the Jobs Coordinator as either:

(a) having a household income of less than 50% of the Area Median Income (AMI), or

(b) faces at least one of the following barriers to employment: being homeless, receiving public assistance, lacking a GED or high school diploma, having a history of involvement with the justice system, being a single parent, or suffering from chronic unemployment or underemployment.

Local Apprenticeship: Work hours performed by an apprentice who is indentured in a bona fide Labor/Management construction apprenticeship program, registered and approved by the State of California Department of Industrial Relations or Division of Apprenticeship Standards (DAS) and whose primary place of residence is within Tier 1 or 2 zip code areas.

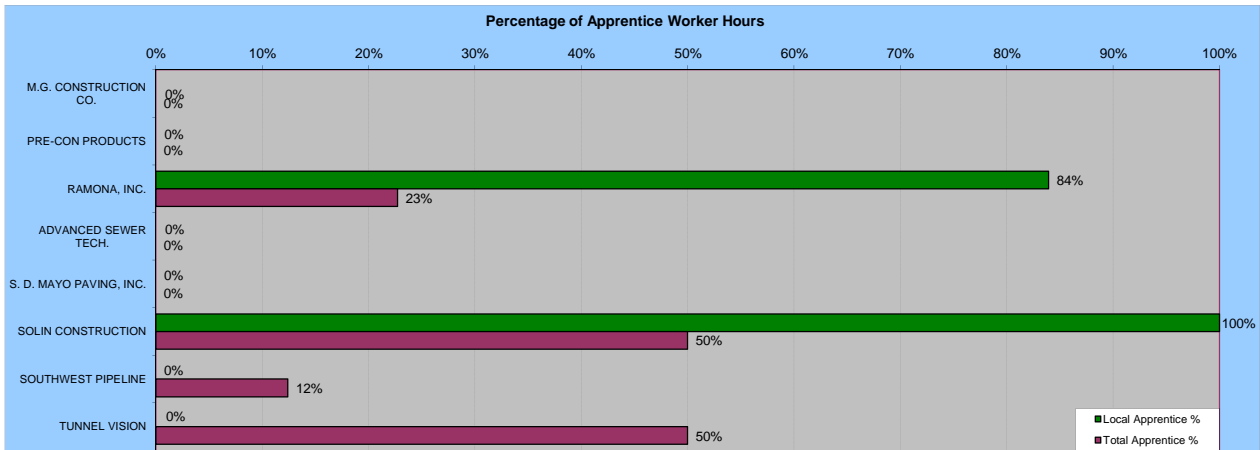
SSRP W32 SERRANIA AVE & DUMETZ ROAD
Contractor Summary for Local Residents
(JULY 2012 -- MARCH 2013)



| CONTRACTOR | HOURS | | | | # OF WORKERS | | | |
|-------------------------|--------------|--------------|--------------|------------|--------------|-----------|-----------|------------|
| | Local | Non-Local | Total | Local % | Local | Non-Local | Total | Local % |
| M.G. CONSTRUCTION CO. | 0 | 169 | 169 | 0% | 0 | 1 | 1 | 0% |
| PRE-CON PRODUCTS | 16 | 135 | 151 | 11% | 1 | 5 | 6 | 17% |
| RAMONA, INC. | 2,469 | 2,777 | 5,245 | 47% | 9 | 11 | 20 | 45% |
| ADVANCED SEWER TECH. | 0 | 27 | 27 | 0% | 0 | 1 | 1 | 0% |
| S. D. MAYO PAVING, INC. | 0 | 21 | 21 | 0% | 0 | 3 | 3 | 0% |
| SOLIN CONSTRUCTION | 24 | 24 | 48 | 50% | 2 | 1 | 3 | 67% |
| SOUTHWEST PIPELINE | 932 | 1,139 | 2,070 | 45% | 4 | 5 | 9 | 44% |
| TUNNEL VISION | 0 | 44 | 44 | 0% | 0 | 2 | 2 | 0% |
| TOTALS | 3,440 | 4,334 | 7,774 | 44% | 16 | 29 | 45 | 36% |

Local: Work hours performed by individuals whose primary residence is within Tier 1 or 2 zip code areas.

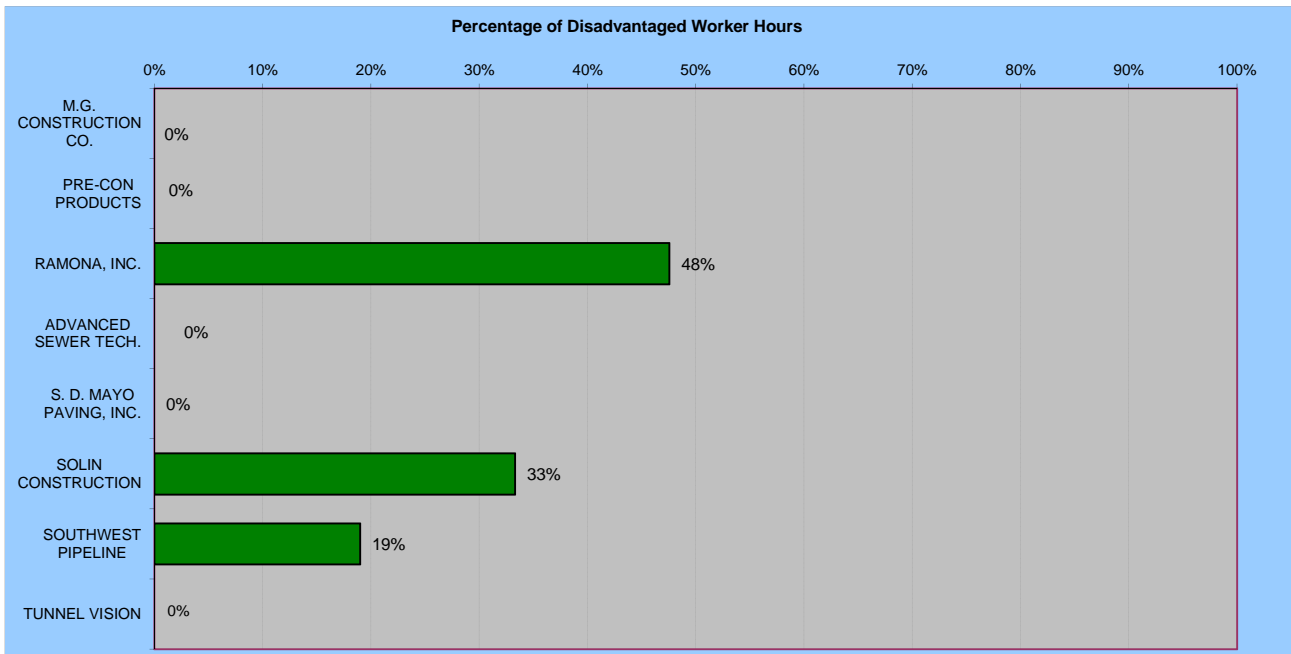
**SSRP W32 SERRANIA AVE & DUMETZ ROAD
Contractor Summary for Apprentices
(JULY 2012 -- MARCH 2013)**



| CONTRACTOR | HOURS | | | | | | # OF WORKERS | | | | | |
|-------------------------|------------------|----------------------|------------------|--------------|--------------------|--------------------|------------------|----------------------|------------------|---------------|--------------------|--------------------|
| | Local Apprentice | Non-Local Apprentice | Total Apprentice | Total Hours | Local Apprentice % | Total Apprentice % | Local Apprentice | Non-Local Apprentice | Total Apprentice | Total Workers | Local Apprentice % | Total Apprentice % |
| M.G. CONSTRUCTION CO. | - | - | - | 169 | 0% | 0% | - | - | - | 1 | 0% | 0% |
| PRE-CON PRODUCTS | - | - | - | 151 | 0% | 0% | - | - | - | 6 | 0% | 0% |
| RAMONA, INC. | 1,001 | 192 | 1,193 | 5,245 | 84% | 23% | 5 | 1 | 6 | 20 | 83% | 30% |
| ADVANCED SEWER TECH. | - | - | - | 27 | 0% | 0% | - | - | - | 1 | 0% | 0% |
| S. D. MAYO PAVING, INC. | - | - | - | 21 | 0% | 0% | - | - | - | 3 | 0% | 0% |
| SOLIN CONSTRUCTION | 24 | - | 24 | 48 | 100% | 50% | 2 | - | 2 | 3 | 100% | 67% |
| SOUTHWEST PIPELINE | - | 257 | 257 | 2,070 | 0% | 12% | - | 1 | 1 | 9 | 0% | 11% |
| TUNNEL VISION | - | 22 | 22 | 44 | 0% | 50% | - | 1 | 1 | 2 | 0% | 50% |
| TOTALS | 1,025 | 470 | 1,495 | 7,774 | 69% | 19% | 7 | 3 | 10 | 45 | 70% | 22% |

Local Apprentice: Work hours performed by an apprentice who is indentured in a bona fide Labor/Management construction apprenticeship program, registered and approved by the State of California Department of Industrial Relations or Division of Apprenticeship Standards (DAS) and whose primary place of residence is within Tier 1 or 2 zip code areas.

SSRP W32 SERRANIA AVE & DUMETZ ROAD
Contractor Summary for Disadvantaged Workers
(JULY 2012 -- MARCH 2013)



| CONTRACTOR | HOURS | | | | # OF WORKERS | | | |
|-------------------------|---------------|--------------|--------------|-----------------|---------------|------------|-----------|-----------------|
| | Disadvantaged | Non-Target | Total | Disadvantaged % | Disadvantaged | Non-Target | Total | Disadvantaged % |
| M.G. CONSTRUCTION CO. | 0 | 169 | 169 | 0% | 0 | 1 | 1 | 0% |
| PRE-CON PRODUCTS | 0 | 151 | 151 | 0.0% | 0 | 6 | 6 | 0% |
| RAMONA, INC. | 2,496 | 2,750 | 5,245 | 48% | 6 | 14 | 20 | 30% |
| ADVANCED SEWER TECH. | 0 | 27 | 27 | 0.0% | 0 | 1 | 1 | 0% |
| S. D. MAYO PAVING, INC. | | 21 | 21 | 0% | 0 | 3 | 3 | |
| SOLIN CONSTRUCTION | 16 | 32 | 48 | 33.3% | 1 | 2 | 3 | 33% |
| SOUTHWEST PIPELINE | 394 | 1,677 | 2,070 | 19% | 0 | 8 | 9 | 0% |
| TUNNEL VISION | 0 | 44 | 44 | 0.0% | 0 | 2 | 2 | 0% |
| TOTALS | 2,905 | 4,869 | 7,774 | 37.4% | 7 | 37 | 45 | 16% |

Disadvantaged: Work hours performed by any individual whose primary place of residence is within the City of Los Angeles and who prior to commencing work on a Covered Project, has been certified by the Jobs Coordinator as either:

- (a) having a household income of less than 50% of the Area Median Income (AMI), or
- (b) faces at least one of the following barriers to employment: being homeless, receiving public assistance, lacking a GED or high school diploma, having a history of involvement with the justice system, being a single parent, or suffering from chronic unemployment or underemployment.