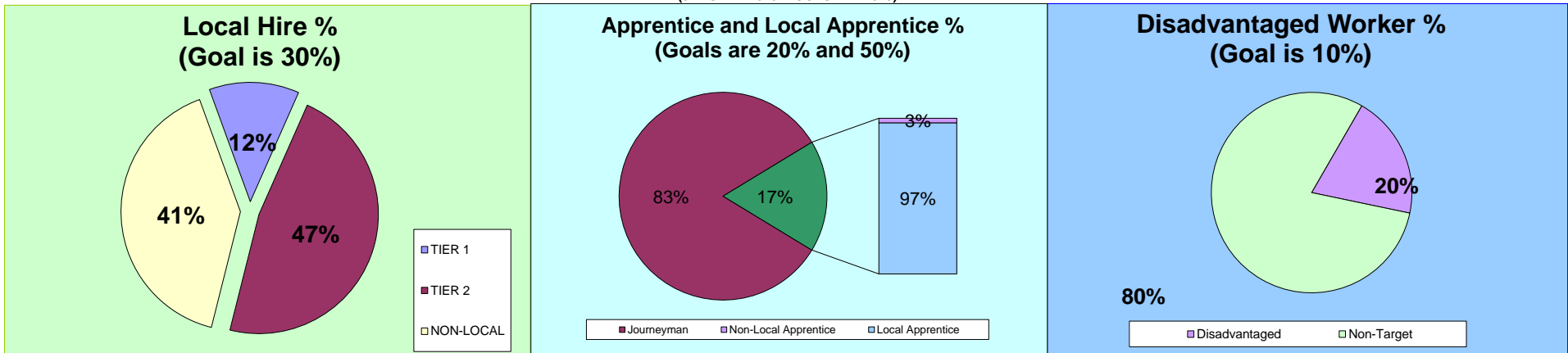


BUREAU OF CONTRACT ADMINISTRATION
DEPARTMENT OF PUBLIC WORKS, PUBLIC INFRASTRUCTURE STABILIZATION POLICY
WASHINGTON BLVD SEWER / GRIFFITH AVE TO LONG BEACH AVE PROJECT
SUMMARY OF LOCAL HIRING @ 87% COMPLETION (Reporting Periods: 10%, 30%, 50%, 70%, 90%)
(JANUARY 2013 -- OCTOBER 2013)



MONTH/YEAR	Local Hours					Apprentice Hours					Disadvantaged Hours			
	TIER 1	TIER 2	NON-LOCAL	TOTAL	LOCAL %	LOCAL APPRENTICE	NON-LOCAL APPRENTICE	TOTAL APPRENTICE	LOCAL APPRENTICE %	TOTAL APPRENTICE %	DISADVANTAGED	NON-TARGET	TOTAL	DISADVANTAGED %
Jan-13	62	161	49	272	82%	56	-	56	100%	21%	56	216	272	21%
Feb-13	-	-	2	2	0%	-	-	-	0%	0%	-	2	2	0%
Mar-13	105	245	104	454	77%	126	-	126	100%	0%	139	315	454	31%
Apr-13	-	571	324	894	64%	187	-	187	100%	21%	187	708	894	21%
May-13	17	545	398	959	59%	168	14	182	92%	19%	168	792	959	17%
Jun-13	359	742	787	1,887	58%	277	4	281	99%	15%	427	1,460	1,887	23%
Jul-13	363	602	642	1,607	60%	231	-	231	100%	14%	321	1,286	1,607	20%
Aug-13	34	503	424	961	56%	211	3	214	99%	22%	211	751	961	22%
Sep-13	212	543	575	1,329	57%	173	4	176	98%	13%	214	1,116	1,329	16%
Oct-13	72	632	624	1,328	53%	201	28	229	88%	17%	217	1,111	1,328	16%
Nov-13	-	207	142	349	59%	66	-	66	100%	19%	66	283	349	19%
TO DATE	1,223	4,748	4,069	10,040	59%	1,693	52	1,745	97%	17%	2,004	8,037	10,040	20%

Data: Certified Payroll Reports

Local: Work hours performed by individuals whose primary residence is within Tier 1 or 2 zip code areas.

Tier 1: 90001, 90002, 90003, 90005, 90006, 90007, 90008, 90010, 90011, 90012, 90013, 90014, 90015, 90016, 90017, 90018, 90019, 90021, 90023, 90024, 90026, 90028, 90031, 90032, 90033, 90037, 90038, 90043, 90044, 90045, 90049, 90057, 90058, 90059, 90061, 90062, 90071, 90089, 90095, 90230, 90731, 90744, 90748, 90813, 91325, 91330, 91331, 91343, 91352, 91402

Tier 2: 90004, 90020, 90027, 90029, 90034, 90035, 90036, 90039, 90041, 90042, 90046, 90047, 90048, 90063, 90065, 90066, 90068, 90073, 90247, 90248, 90291, 90501, 90710, 91040, 91042, 91303, 91304, 91306, 91307, 91324, 91335, 91340, 91342, 91345, 91356, 91364, 91367, 91371, 91401, 91405, 91406, 91411, 91423, 91601, 91602, 91604, 91605, 91606, 91607

Disadvantaged: Work hours performed by any individual whose primary place of residence is within the City of Los Angeles and who prior to commencing work on a Covered Project, has been certified by the Jobs Coordinator as either:

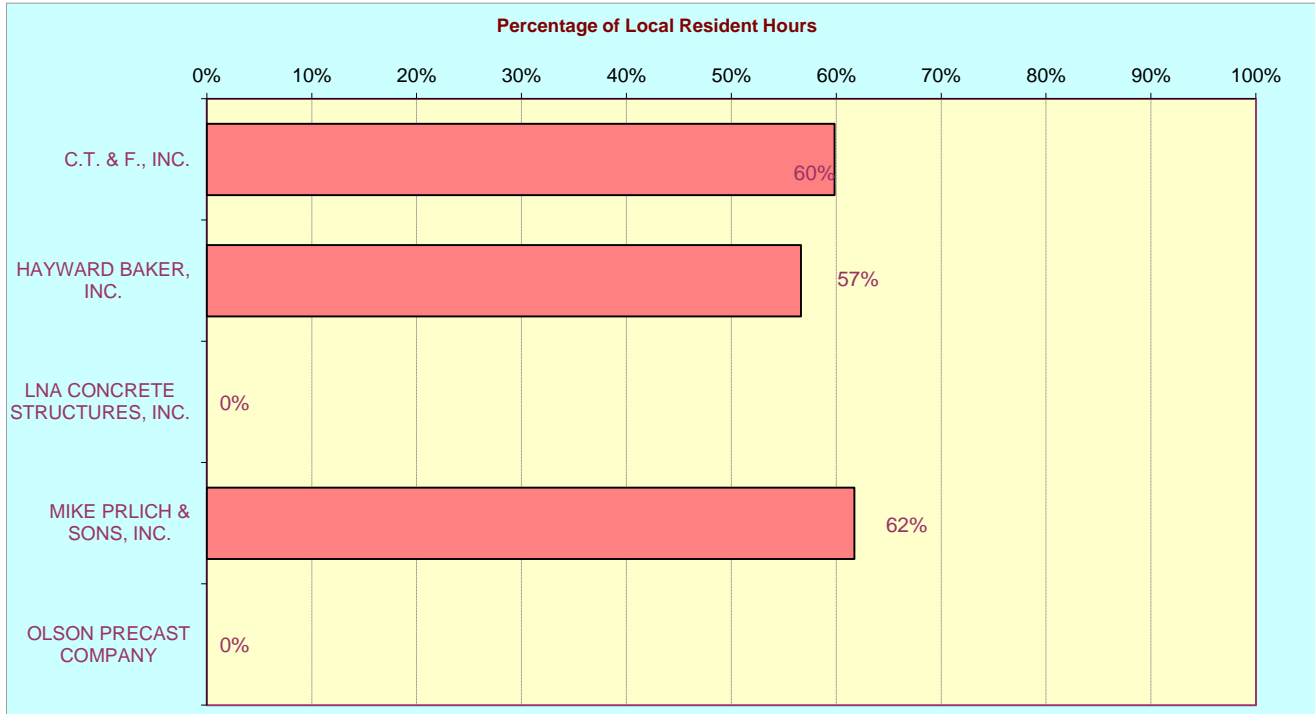
(a) having a household income of less than 50% of the Area Median Income (AMI), or

(b) faces at least one of the following barriers to employment: being homeless, receiving public assistance, lacking a CED or high school diploma, having a history of involvement with the justice system, being a single parent, or suffering from chronic unemployment or underemployment.

Local Apprentice: Work hours performed by an apprentice who is indentured in a bona fide Labor/Management construction apprenticeship program, registered and approved by the State of California Department of Industrial Relations or Division of Apprenticeship Standards (DAS) and whose primary place of residence is within Tier 1 or 2 zip code areas.

WASHINGTON BLVD SEWER / GRIFFITH AVE TO LONG BEACH AVE

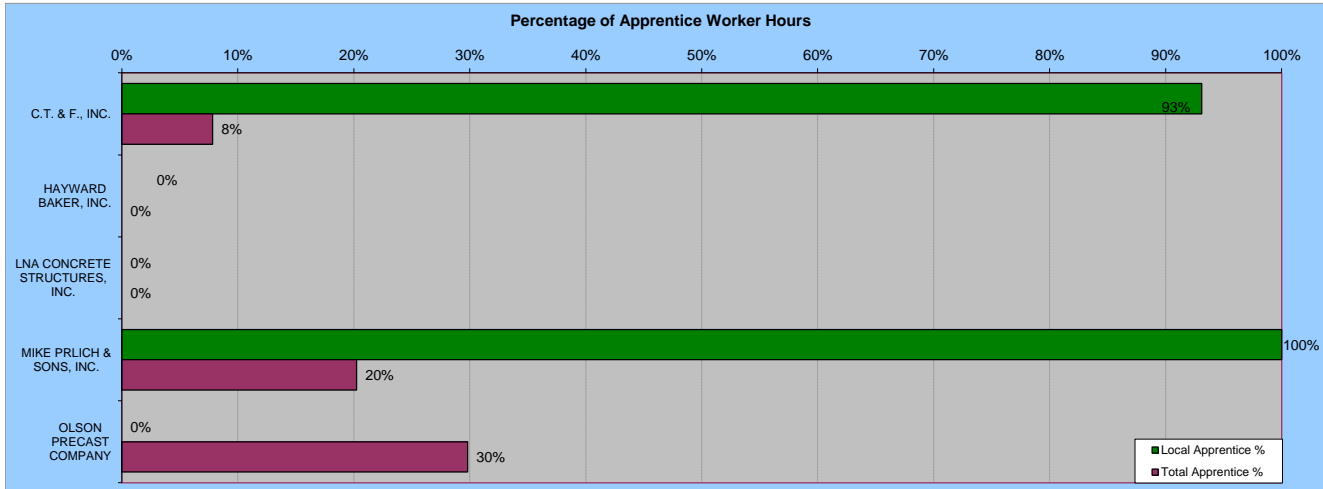
Contractor Summary for Local Residents (JANUARY 2013 -- OCTOBER 2013)



CONTRACTOR	HOURS				# OF WORKERS			
	Local	Non-Local	Total	Local %	Local	Non-Local	Total	Local %
C.T. & F., INC.	443	298	741	60%	6	9	15	40%
HAYWARD BAKER, INC.	530	406	936	57%	2	2	4	50%
LNA CONCRETE STRUCTURES, INC.	0	106	106	0%	0	8	8	0%
MIKE PRLICH & SONS, INC.	4,998	3,099	8,097	62%	6	14	20	30%
OLSON PRECAST COMPANY	0	161	161	0%	0	6	6	0%
TOTALS	5,971	4,069	10,040	59%	14	39	53	26%

Local: Work hours performed by individuals whose primary residence is within Tier 1 or 2 zip code areas.

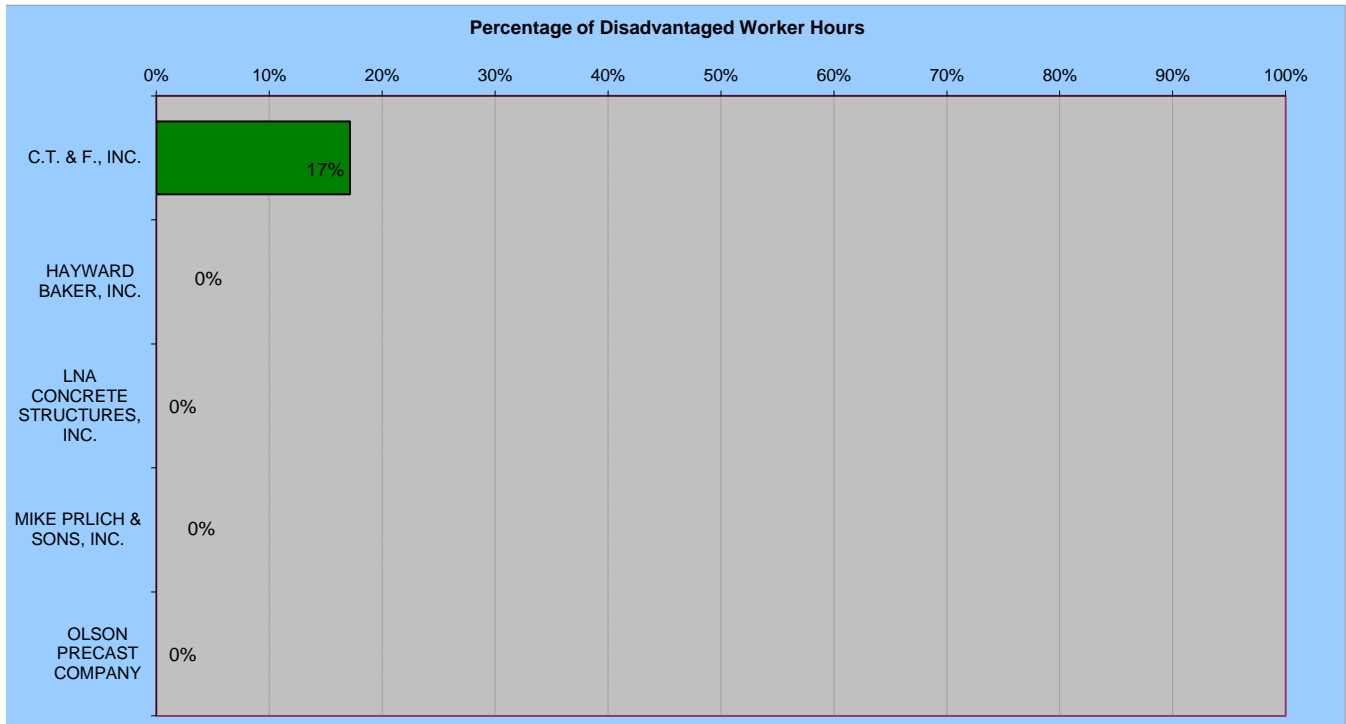
WASHINGTON BLVD SEWER / GRIFFITH AVE TO LONG BEACH AVE PROJECT
Contractor Summary for Apprentices
(JANUARY 2013 -- OCTOBER 2013)



CONTRACTOR	HOURS						# OF WORKERS					
	Local Apprentice	Non-Local Apprentice	Total Apprentice	Total Hours	Local Apprentice %	Total Apprentice %	Local Apprentice	Non-Local Apprentice	Total Apprentice	Total Workers	Local Apprentice %	Total Apprentice %
C.T. & F., INC.	54	4	58	741	93%	8%	1	-	1	15	100%	7%
HAYWARD BAKER, INC.	-	-	-	936	0%	0%	-	-	-	4	0%	0%
LNA CONCRETE STRUCTU	-	-	-	106	0%	0%	-	-	-	8	0%	0%
MIKE PRLICH & SONS, INC	1,639	-	1,639	8,097	100%	20%	2	-	2	20	100%	10%
OLSON PRECAST COMPAN	-	48	48	161	0%	30%	-	2	2	6	0%	33%
TOTALS	1,693	52	1,745	10,040	97%	17%	3	2	5	53	60%	9%

Local Apprentice: Work hours performed by an apprentice who is indentured in a bona fide Labor/Management construction apprenticeship program, registered and approved by the State of California Department of Industrial Relations or Division of Apprenticeship Standards (DAS) and whose primary place of residence is within Tier 1 or 2 zip code areas.

WASHINGTON BLVD SEWER / GRIFFITH AVE TO LONG BEACH AVE Contractor Summary for Disadvantaged Workers (JANUARY 2013 -- OCTOBER 2013)



CONTRACTOR	HOURS				# OF WORKERS			
	Disadvantaged	Non-Target	Total	Disadvantaged %	Disadvantaged	Non-Target	Total	Disadvantaged %
C.T. & F., INC.	127	614	741	17%	2	13	15	13%
HAYWARD BAKER, INC.	238	699	936	0%	1	3	4	25%
LNA CONCRETE STRUCTU	0	106	106	0%	0	8	8	0%
MIKE PRLICH & SONS, INC.	0	6,458	8,097	0%	0	18	20	0%
OLSON PRECAST COMPAN	0	161	161	0%	0	6	6	0%
TOTALS	365	8,037	10,040	4%	3	48	53	6%

Disadvantaged: Work hours performed by any individual whose primary place of residence is within the City of Los Angeles and who prior to commencing work on a Covered Project, has been certified by the Jobs Coordinator as either:

- (a) having a household income of less than 50% of the Area Median Income (AMI), or
- (b) faces at least one of the following barriers to employment: being homeless, receiving public assistance, lacking a GED or high school diploma, having a history of involvement with the justice system, being a single parent, or suffering from chronic unemployment or