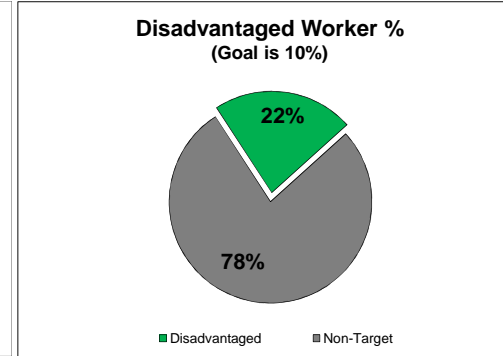
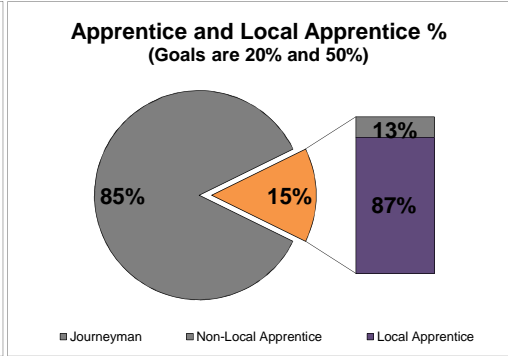
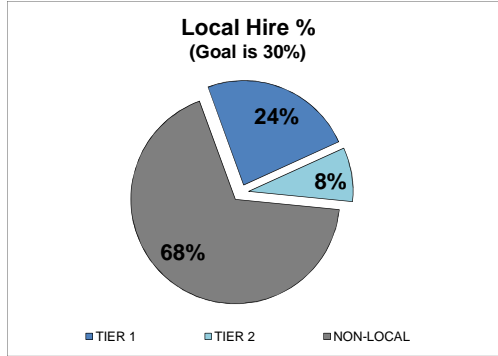


BUREAU OF CONTRACT ADMINISTRATION
DEPARTMENT OF PUBLIC WORKS, PUBLIC INFRASTRUCTURE STABILIZATION POLICY
West Los Angeles Interceptor Sewer Rehabilitation (WLAIS) Overland to Kelton
SUMMARY OF LOCAL HIRING @ FULL COMPLETION (Reporting Periods: 10%, 30%, 50%, 70%, 90%)
(DECEMBER 2014 -- APRIL 2016)



MONTH/YEAR	Local Hours					Apprentice Hours					Disadvantaged Hours			
	TIER 1	TIER 2	NON-LOCAL	TOTAL	LOCAL %	LOCAL APPRENTICE	NON-LOCAL APPRENTICE	TOTAL APPRENTICE	LOCAL APPRENTICE %	TOTAL APPRENTICE %	DISADVANTAGED	NON-TARGET	TOTAL	DISADVANTAGED %
DECEMBER 2014	-	8	33	41	20%	-	-	-	-	0%	-	41	41	0%
JANUARY 2015	-	-	-	-	-	-	-	-	-	-	-	-	-	-
FEBRUARY 2015	-	8	51	59	14%	-	-	-	-	0%	-	59	59	0%
MARCH 2015	-	-	15	15	0%	-	-	-	-	0%	-	15	15	0%
APRIL 2015	-	-	125	125	0%	-	10	10	0%	8%	-	125	125	0%
MAY 2015	168	-	444	612	27%	138	-	138	100%	22%	168	444	612	27%
JUNE 2015	248	2	184	434	58%	112	-	112	100%	26%	248	186	434	57%
JULY 2015	347	165	917	1,429	36%	118	89	207	57%	14%	292	1,137	1,429	20%
AUGUST 2015	313	234	1,267	1,813	30%	133	-	133	100%	7%	313	1,500	1,813	17%
SEPTEMBER 2015	252	53	1,376	1,680	18%	155	-	155	100%	9%	252	1,428	1,680	15%
OCTOBER 2015	292	34	881	1,206	27%	141	30	171	82%	14%	270	937	1,206	22%
NOVEMBER 2015	177	118	569	864	34%	139	52	191	73%	22%	172	692	864	20%
DECEMBER 2015	395	177	634	1,206	47%	223	23	246	91%	20%	395	811	1,206	33%
JANUARY 2016	320	76	566	961	41%	179	6	185	97%	19%	289	673	961	30%
FEBRUARY 2016	24	21	220	265	17%	16	-	16	100%	6%	-	265	265	0%
MARCH 2016	16	4	4	24	83%	-	-	-	-	0%	16	8	24	1
TO DATE	2,551	898	7,283	10,732	32%	1,352	209	1,561	87%	15%	2,413	8,319	10,732	22%

Data: Certified Payroll Reports

Local: Work hours performed by individuals whose primary residence is within Tier 1 or 2 zip code areas.

Tier 1: 90001, 90002, 90003, 90005, 90006, 90007, 90008, 90010, 90011, 90012, 90013, 90014, 90015, 90016, 90017, 90018, 90019, 90021, 90023, 90024, 90026, 90028, 90031, 90032, 90033, 90037, 90038, 90043, 90044, 90045, 90049, 90057, 90058, 90059, 90061, 90062, 90071, 90089, 90095, 90230, 90731, 90744, 90748, 90813, 91325, 91330, 91331, 91343, 91352, 91402

Tier 2: 90004, 90020, 90027, 90029, 90034, 90035, 90036, 90039, 90041, 90042, 90046, 90047, 90048, 90063, 90065, 90066, 90068, 90073, 90247, 90248, 90291, 90501, 90710, 91040, 91042, 91303, 91304, 91306, 91307, 91324, 91335, 91340, 91342, 91345, 91356, 91364, 91367, 91371, 91401, 91405, 91406, 91411, 91423, 91601, 91602, 91604, 91605, 91606, 91607

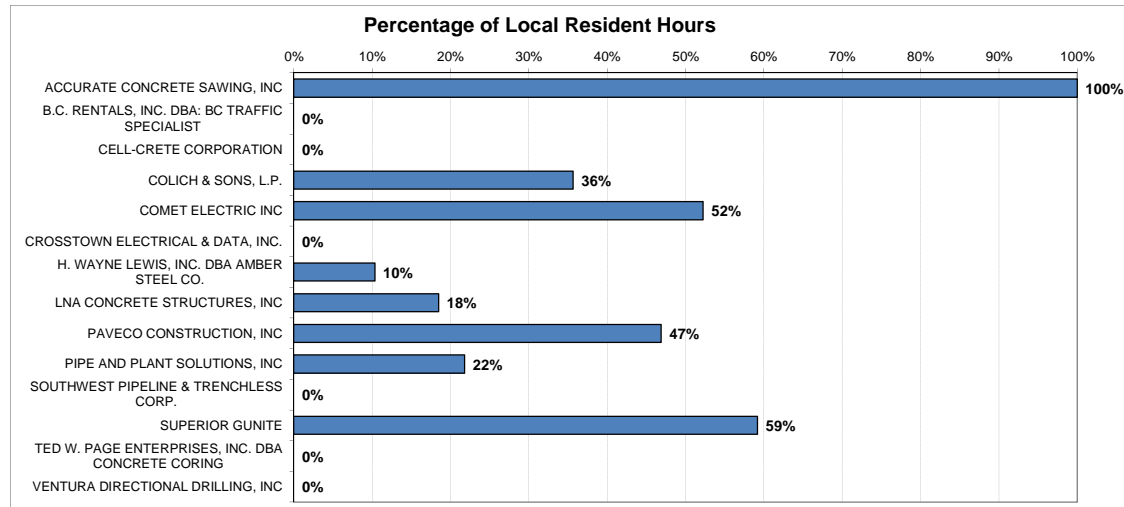
Disadvantaged: Work hours performed by any individual whose primary place of residence is within the City of Los Angeles and who prior to commencing work on a Covered Project, has been certified by the Jobs Coordinator as either:

(a) having a household income of less than 50% of the Area Median Income (AMI), or

(b) faces at least one of the following barriers to employment: being homeless, receiving public assistance, lacking a GED or high school diploma, having a history of involvement with the justice system, being a single parent, or suffering from chronic unemployment or underemployment.

Local Apprentice: Work hours performed by an apprentice who is indentured in a bona fide Labor/Management construction apprenticeship program, registered and approved by the State of California Department of Industrial Relations or Division of Apprenticeship Standards (DAS) and whose primary place of residence is within Tier 1 or 2 zip code areas.

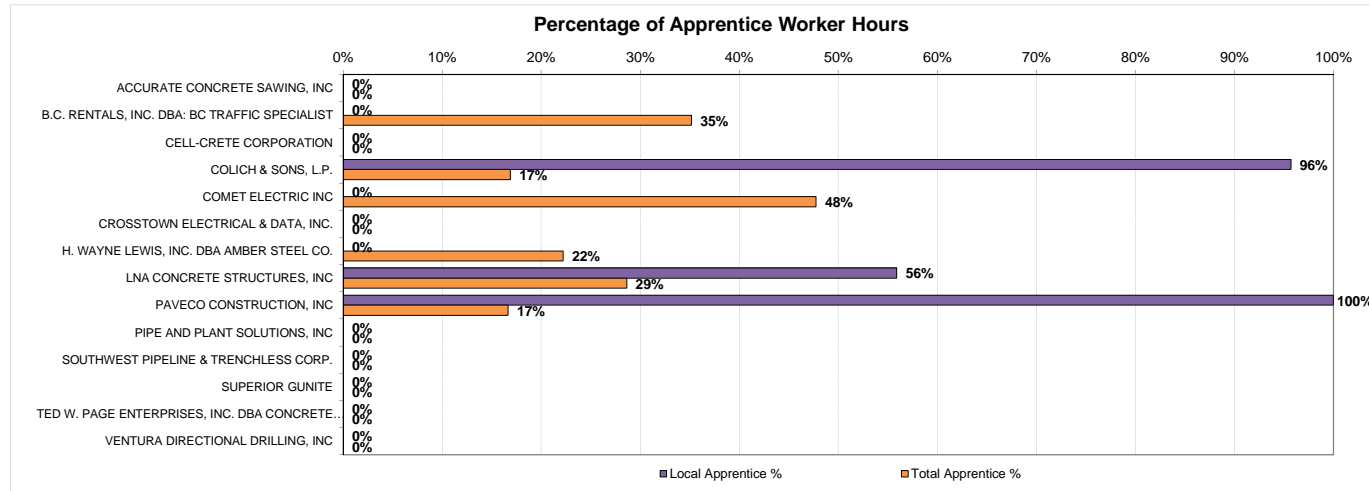
**West Los Angeles Interceptor Sewer Rehabilitation (WLAIS) Overland to Kelton
Contractor Summary for Local Residents
(DECEMBER 2014 -- APRIL 2016)**



CONTRACTOR	HOURS				# OF WORKERS			
	Local	Non-Local	Total	Local %	Local	Non-Local	Total	Local %
ACCURATE CONCRETE SAWING, INC	4	0	4	100%	1	0	1	100%
B.C. RENTALS, INC. DBA: BC TRAFFIC	0	27	27	0%	0	4	4	0%
CELL-CRETE CORPORATION	0	148	148	0%	0	6	6	0%
COLICH & SONS, L.P.	2,808	5,071	7,878	36%	7	17	24	29%
COMET ELECTRIC INC	70	64	134	52%	2	3	5	40%
CROSSTOWN ELECTRICAL & DATA, IN	0	10	10	0%	0	1	1	0%
H. WAYNE LEWIS, INC. DBA AMBER S	14	121	135	10%	1	11	12	8%
LNA CONCRETE STRUCTURES, INC	71	313	384	18%	4	18	22	18%
PAVECO CONSTRUCTION, INC	45	51	96	47%	5	5	10	50%
PIPE AND PLANT SOLUTIONS, INC	380	1,362	1,741	22%	1	5	6	17%
SOUTHWEST PIPELINE & TRENCHLES	0	5	5	0%	0	1	1	0%
SUPERIOR GUNITE	58	40	98	59%	8	4	12	67%
TED W. PAGE ENTERPRISES, INC. DB	0	52	52	0%	0	8	8	0%
VENTURA DIRECTIONAL DRILLING, IN	0	21	21	0%	0	2	2	0%
TOTALS	3,449	7,283	10,732	32%	29	85	114	25%

Local: Work hours performed by individuals whose primary residence is within Tier 1 or 2 zip code areas.

**West Los Angeles Interceptor Sewer Rehabilitation (WLAIS) Overland to Kelton
Contractor Summary for Apprentices
(DECEMBER 2014 -- APRIL 2016)**

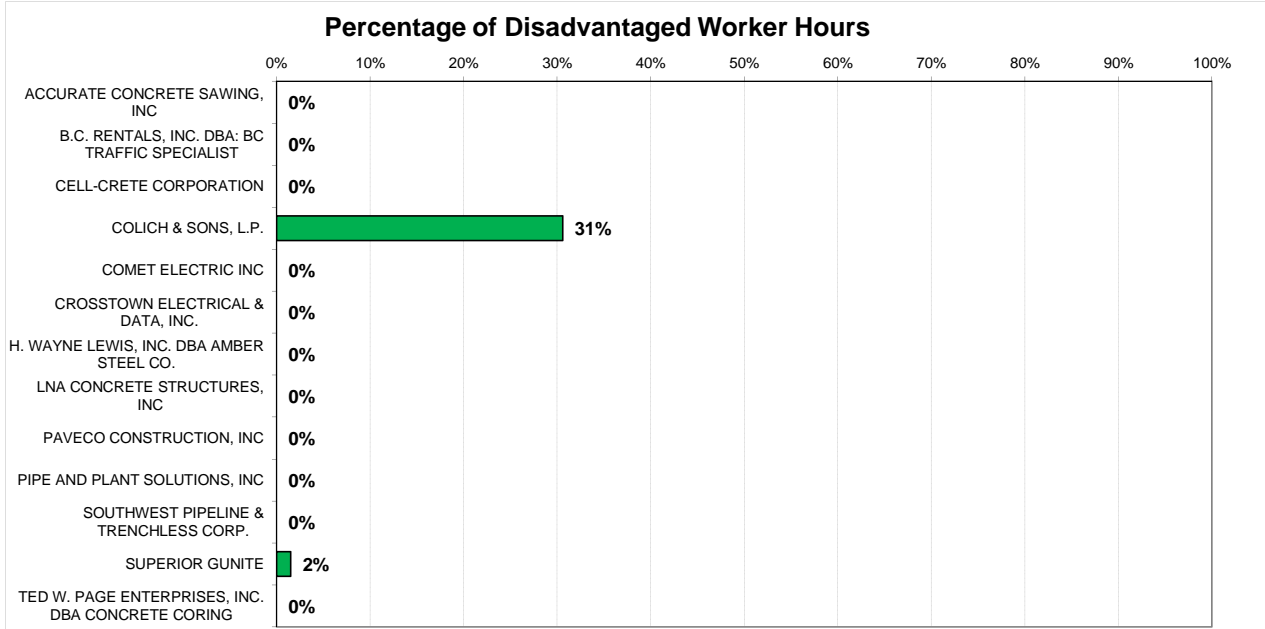


CONTRACTOR	HOURS						# OF WORKERS					
	Local Apprentice	Non-Local Apprentice	Total Apprentice	Total Hours	Local Apprentice %	Total Apprentice %	Local Apprentice	Non-Local Apprentice	Total Apprentice	Total Workers	Local Apprentice %	Total Apprentice %
ACCURATE CONCRETE SAWING, INC	0	0	0	4	-	0%	0	0	0	1	-	0%
B.C. RENTALS, INC. DBA: BC TRAFFIC SPECIALIST	0	10	10	27	0%	35%	0	1	1	4	0%	25%
CELL-CRETE CORPORATION	0	0	0	148	-	0%	0	0	0	6	-	0%
COLICH & SONS, L.P.	1,274	57	1,331	7,878	96%	17%	1	0	1	24	100%	4%
COMET ELECTRIC INC	0	64	64	134	0%	48%	0	3	3	5	0%	60%
CROSTOWN ELECTRICAL & DATA, INC.	0	0	0	10	-	0%	0	0	0	1	-	0%
H. WAYNE LEWIS, INC. DBA AMBER STEEL CO.	0	30	30	135	0%	22%	0	3	3	12	0%	25%
LNA CONCRETE STRUCTURES, INC	62	49	110	384	56%	29%	3	4	7	22	43%	32%
PAVECO CONSTRUCTION, INC	16	0	16	96	100%	17%	2	0	2	10	100%	20%
PIPE AND PLANT SOLUTIONS, INC	0	0	0	1,741	-	0%	0	0	0	6	-	0%
SOUTHWEST PIPELINE & TRENCHLESS CORP.	0	0	0	5	-	0%	0	0	0	1	-	0%
SUPERIOR GUNITE	0	0	0	98	-	0%	0	0	0	12	-	0%
TED W. PAGE ENTERPRISES, INC. DBA CONCRETE...	0	0	0	52	-	0%	0	0	0	8	-	0%
VENTURA DIRECTIONAL DRILLING, INC	0	0	0	21	-	0%	0	0	0	2	-	0%
TOTALS	1,352	209	1,561	10,732	87%	15%	6	11	17	114	35%	15%

Local Apprentice: Work hours performed by an apprentice who is indentured in a bona fide Labor/Management construction apprenticeship program, registered and approved by the State of California Department of Industrial Relations or Division of Apprenticeship Standards (DAS) and whose primary place of residence is within Tier 1 or 2 zip code areas.

West Los Angeles Interceptor Sewer Rehabilitation (WLAIS) Overland to Kelton

Contractor Summary for Disadvantaged Workers (DECEMBER 2014 -- APRIL 2016)



CONTRACTOR	HOURS				# OF WORKERS			
	Disadvantaged	Non-Target	Total	Disadvantaged %	Disadvantaged	Non-Target	Total	Disadvantaged %
ACCURATE CONCRETE SAWING, INC	0	4	4	0%	0	1	1	0%
B.C. RENTALS, INC. DBA: BC TRAFFIC SPECIALIST	0	27	27	0%	0	4	4	0%
CELL-CRETE CORPORATION	0	148	148	0%	0	6	6	0%
COLICH & SONS, L.P.	2,412	5,467	7,878	31%	4	20	24	17%
COMET ELECTRIC INC	0	134	134	0%	0	5	5	0%
CROSTOWN ELECTRICAL & DATA, INC.	0	10	10	0%	0	1	1	0%
H. WAYNE LEWIS, INC. DBA AMBER STEEL CO.	0	135	135	0%	0	12	12	0%
LNA CONCRETE STRUCTURES, INC	0	384	384	0%	0	22	22	0%
PAVECO CONSTRUCTION, INC	0	96	96	0%	0	10	10	0%
PIPE AND PLANT SOLUTIONS, INC	0	1,741	1,741	0%	0	6	6	0%
SOUTHWEST PIPELINE & TRENCHLESS CORP.	0	5	5	0%	0	1	1	0%
SUPERIOR GUNITE	2	97	98	2%	1	11	12	8%
TED W. PAGE ENTERPRISES, INC. DBA CONCRETE CORING	0	52	52	0%	0	8	8	0%
TOTALS	2,413	8,319	10,732	22%	5	109	114	4%

Disadvantaged: Work hours performed by any individual whose primary place of residence is within the City of Los Angeles and who prior to commencing work on a Covered Project, has been certified by the Jobs Coordinator as either:

(a) having a household income of less than 50% of the Area Median Income (AMI), or

(b) faces at least one of the following barriers to employment: being homeless, receiving public assistance, lacking a GED or high school diploma, having a history of involvement with the justice system, being a single parent, or suffering from chronic unemployment or underemployment.