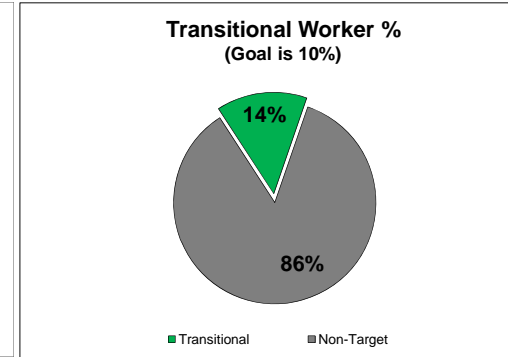
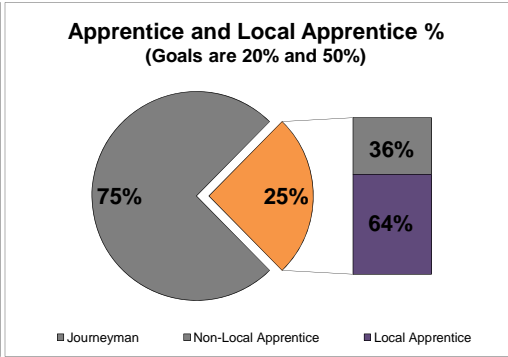
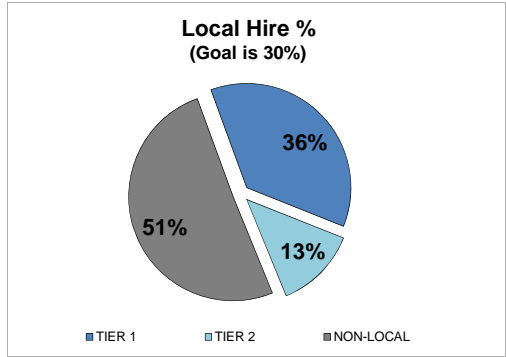


BUREAU OF CONTRACT ADMINISTRATION
DEPARTMENT OF PUBLIC WORKS, PUBLIC INFRASTRUCTURE STABILIZATION POLICY
Donald C. Tillman Water Reclamation Plant (DCTWRP) Blower Air Clean-up (CIP 6171)
SUMMARY OF LOCAL HIRING @ 78% COMPLETION (Reporting Periods: 10%, 30%, 50%, 70%, 90%)
(May 2017 - December 2018)



MONTH/YEAR	Local Hours					Apprentice Hours					Transitional Hours			
	TIER 1	TIER 2	NON-LOCAL	TOTAL	LOCAL %	LOCAL APPRENTICE	NON-LOCAL APPRENTICE	TOTAL APPRENTICE	LOCAL APPRENTICE %	TOTAL APPRENTICE %	DISADVANTAGED	NON-TARGET	TOTAL	TRANSITIONAL %
May-17	71	8	68	147	54%	-	-	-	-	0%	71	76	147	48%
Jun-17	75	-	105	180	42%	8	9	17	48%	9%	40	140	180	22%
Jul-17	221	-	127	348	64%	85	24	109	78%	31%	74	275	348	21%
Aug-17	92	-	163	255	36%	19	64	83	23%	33%	73	182	255	29%
Sep-17	270	-	32	302	89%	80	-	80	100%	26%	88	214	302	29%
Oct-17	450	-	311	761	59%	114	20	134	85%	18%	214	547	761	28%
Nov-17	426	65	467	958	51%	178	58	236	75%	25%	78	880	958	8%
Dec-17	426	174	456	1,056	57%	252	22	274	92%	26%	71	986	1,056	7%
Jan-18	438	105	560	1,103	49%	226	119	345	66%	31%	111	992	1,103	10%
Feb-18	371	78	814	1,262	36%	208	156	364	57%	29%	64	1,198	1,262	5%
Mar-18	620	140	712	1,472	52%	257	229	486	53%	33%	142	1,330	1,472	10%
Apr-18	789	446	608	1,843	67%	426	119	545	78%	30%	157	1,687	1,843	8%
May-18	507	294	445	1,246	64%	299	38	337	89%	27%	142	1,104	1,246	11%
Jun-18	493	158	662	1,312	50%	81	139	220	37%	17%	278	1,035	1,312	21%
Jul-18	262	157	610	1,029	41%	100	172	271	37%	26%	163	866	1,029	16%
Aug-18	223	56	1,092	1,371	20%	-	261	261	0%	19%	212	1,159	1,371	15%
Sep-18	244	165	739	1,148	36%	48	176	223	21%	19%	203	945	1,148	18%
Oct-18	520	213	733	1,465	50%	236	128	363	65%	25%	259	1,207	1,465	18%
Nov-18	243	215	523	981	47%	255	6	261	98%	27%	163	818	981	17%
Dec-18	177	143	349	668	48%	169	-	169	100%	25%	135	533	668	20%
TO DATE	6,917	2,415	9,572	18,903	49%	3,038	1,738	4,776	64%	25%	2,734	16,169	18,903	14%

Data: Certified Payroll Reports

Local: Work hours performed by individuals whose primary residence is within Tier 1 or 2 zip code areas.

Tier 1: 90001, 90002, 90003, 90005, 90006, 90007, 90008, 90010, 90011, 90012, 90013, 90014, 90015, 90016, 90017, 90018, 90019, 90021, 90023, 90024, 90026, 90028, 90031, 90032, 90033, 90037, 90038, 90043, 90044, 90045, 90049, 90057, 90058, 90059, 90061, 90062, 90071, 90089, 90095, 90230, 90731, 90744, 90748, 90813, 91325, 91330, 91331, 91343, 91352, 91402

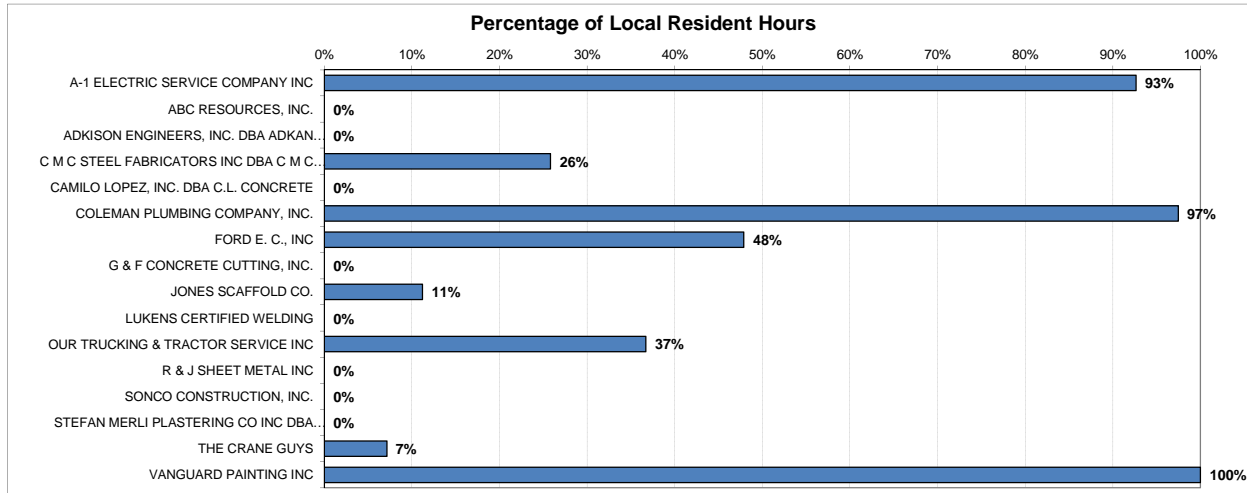
Tier 2: 90004, 90020, 90027, 90029, 90034, 90035, 90036, 90039, 90041, 90042, 90046, 90047, 90048, 90063, 90065, 90066, 90068, 90073, 90247, 90248, 90291, 90501, 90710, 91040, 91042, 91303, 91304, 91306, 91307, 91324, 91335, 91340, 91342, 91345, 91356, 91364, 91367, 91371, 91401, 91405, 91406, 91411, 91423, 91601, 91602, 91604, 91605, 91606, 91607

Transitional: Work hours performed by any individual whose primary place of residence is within the City of Los Angeles and who prior to commencing work on a Covered Project, has been certified by the Jobs Coordinator as either:

- (a) having a household income of less than 50% of the Area Median Income (AMI), or
- (b) faces at least one of the following barriers to employment: being homeless, receiving public assistance, lacking a GED or high school diploma, having a history of involvement with the justice system, being a single parent, or suffering from chronic unemployment or underemployment.

Local Apprentice: Work hours performed by an apprentice who is indentured in a bona fide Labor/Management construction apprenticeship program, registered and approved by the State of California Department of Industrial Relations or Division of Apprenticeship Standards (DAS) and whose primary place of residence is within Tier 1 or 2 zip code areas.

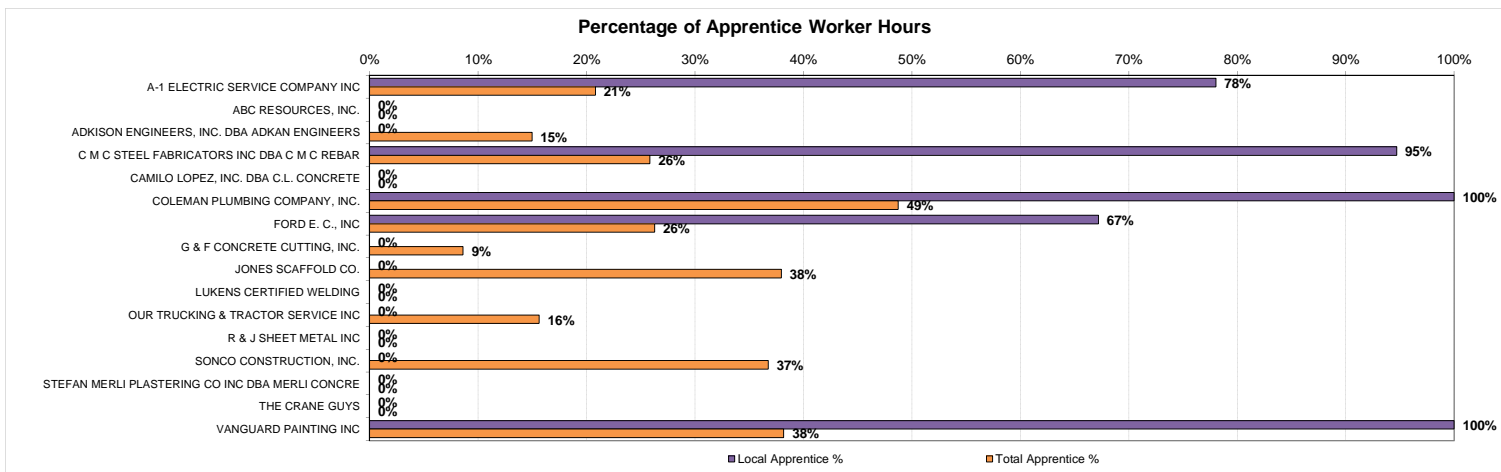
Donald C. Tillman Water Reclamation Plant (DCTWRP) Blower Air Clean-up (CIP 6171)
Contractor Summary for Local Residents
SUMMARY OF LOCAL HIRING @ 78% COMPLETION (Reporting Periods: 10%, 30%, 50%, 70%, 90%)
(May 2017 - December 2018)



CONTRACTOR	HOURS				# OF WORKERS			
	Local	Non-Local	Total	Local %	Local	Non-Local	Total	Local %
A-1 ELECTRIC SERVICE COMPANY INC	2,065	164	2,229	93%	10	5	15	67%
ABC RESOURCES, INC.	0	33	33	0%	0	4	4	0%
ADKISON ENGINEERS, INC. DBA ADKAN ENGINEERS	0	90	90	0%	0	7	7	0%
C M C STEEL FABRICATORS INC DBA C M C REBAR	151	434	585	26%	2	6	8	25%
CAMILO LOPEZ, INC. DBA C.L. CONCRETE	0	74	74	0%	0	11	11	0%
COLEMAN PLUMBING COMPANY, INC.	154	4	158	97%	2	1	3	67%
FORD E. C., INC	6,351	6,912	13,263	48%	20	13	33	61%
G & F CONCRETE CUTTING, INC.	0	102	102	0%	0	7	7	0%
JONES SCAFFOLD CO.	35	277	312	11%	2	9	11	18%
LUKENS CERTIFIED WELDING	0	62	62	0%	0	1	1	0%
OUR TRUCKING & TRACTOR SERVICE INC	272	469	741	37%	1	7	8	13%
R & J SHEET METAL INC	0	56	56	0%	0	2	2	0%
SONCO CONSTRUCTION, INC.	0	620	620	0%	0	4	4	0%
STEFAN MERLI PLASTERING CO INC DBA MERLI CONCRE	0	82	82	0%	0	6	6	0%
THE CRANE GUYS	15	195	210	7%	2	7	9	22%
VANGUARD PAINTING INC	288	0	288	100%	4	0	4	100%
TOTALS	9,331	9,572	18,903	49%	43	90	133	32%

Local: Work hours performed by individuals whose primary residence is within Tier 1 or 2 zip code areas.

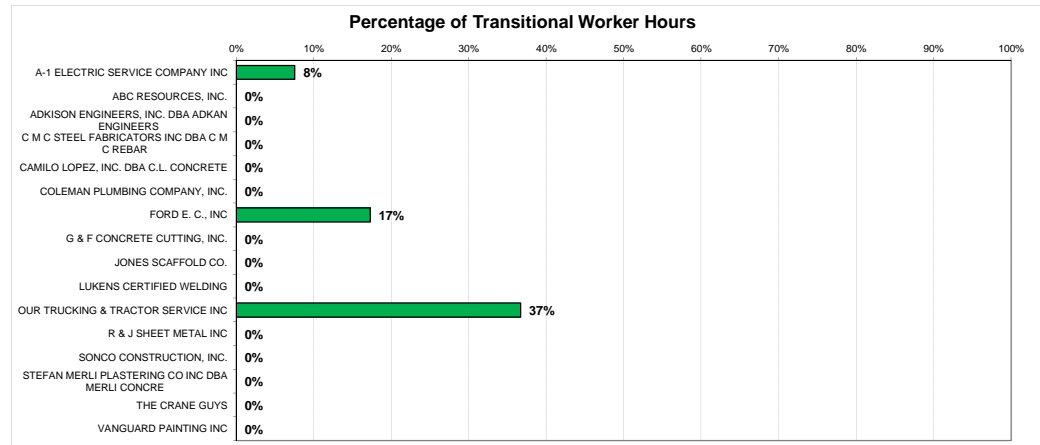
Donald C. Tillman Water Reclamation Plant (DCTWRP) Blower Air Clean-up (CIP 6171)
Contractor Summary for Local Residents
SUMMARY OF LOCAL HIRING @ 78% COMPLETION (Reporting Periods: 10%, 30%, 50%, 70%, 90%)
(May 2017 - December 2018)



CONTRACTOR	HOURS						# OF WORKERS					
	Local Apprentice	Non-Local Apprentice	Total Apprentice	Total Hours	Local Apprentice %	Total Apprentice %	Local Apprentice	Non-Local Apprentice	Total Apprentice	Total Workers	Local Apprentice %	Total Apprentice %
A-1 ELECTRIC SERVICE COMPANY INC	363	102	465	2,229	78%	21%	5	2	7	15	71%	47%
ABC RESOURCES, INC.	0	0	0	33	-	0%	0	0	0	4	-	0%
ADKISON ENGINEERS, INC. DBA ADKAN ENGINEERS	0	14	14	90	0%	15%	0	2	2	7	0%	29%
C M C STEEL FABRICATORS INC DBA C M C REBAR	143	8	151	585	95%	26%	1	1	2	8	50%	25%
CAMILO LOPEZ, INC. DBA C.L. CONCRETE	0	0	0	74	-	0%	0	0	0	11	-	0%
COLEMAN PLUMBING COMPANY, INC.	77	0	77	158	100%	49%	1	0	1	3	100%	33%
FORD E. C., INC	2,345	1,144	3,489	13,263	67%	26%	9	3	12	33	75%	36%
G & F CONCRETE CUTTING, INC.	0	9	9	102	0%	9%	0	1	1	7	0%	14%
JONES SCAFFOLD CO.	0	119	119	312	0%	38%	0	4	4	11	0%	36%
LUKENS CERTIFIED WELDING	0	0	0	62	-	0%	0	0	0	1	-	0%
OUR TRUCKING & TRACTOR SERVICE INC	0	116	116	741	0%	16%	0	4	4	8	0%	50%
R & J SHEET METAL INC	0	0	0	56	-	0%	0	0	0	2	-	0%
SONCO CONSTRUCTION, INC.	0	228	228	620	0%	37%	0	2	2	4	0%	50%
STEFAN MERLI PLASTERING CO INC DBA MERLI CONCRE	0	0	0	82	-	0%	0	0	0	6	-	0%
THE CRANE GUYS	0	0	0	210	-	0%	0	0	0	9	-	0%
VANGUARD PAINTING INC	110	0	110	288	100%	38%	1	0	1	4	100%	25%
TOTALS	3,038	1,738	4,776	18,903	64%	25%	17	19	36	133	47%	27%

Local Apprentice: Work hours performed by an apprentice who is indentured in a bona fide Labor/Management construction apprenticeship program, registered and approved by the State of California Department of Industrial Relations or Division of Apprenticeship Standards (DAS) and whose primary place of residence is within Tier 1 or 2 zip code areas.

Donald C. Tillman Water Reclamation Plant (DCTWRP) Blower Air Clean-up (CIP 6171)
Contractor Summary for Local Residents
SUMMARY OF LOCAL HIRING @ 78% COMPLETION (Reporting Periods: 10%, 30%, 50%, 70%, 90%)
(May 2017 - December 2018)



CONTRACTOR	HOURS				# OF WORKERS			
	Transitional	Non-Target	Total	Transitional %	Transitional	Non-Target	Total	Transitional %
A-1 ELECTRIC SERVICE COMPANY INC	168	2,061	2,229	8%	3	12	15	20%
ABC RESOURCES, INC.	0	33	33	0%	0	4	4	0%
ADKISON ENGINEERS, INC. DBA ADKAN ENGINEERS	0	90	90	0%	0	7	7	0%
C M C STEEL FABRICATORS INC DBA C M C REBAR	0	585	585	0%	0	8	8	0%
CAMILO LOPEZ, INC. DBA C.L. CONCRETE	0	74	74	0%	0	11	11	0%
COLEMAN PLUMBING COMPANY, INC.	0	158	158	0%	0	3	3	0%
FORD E. C., INC	2,294	10,969	13,263	17%	5	28	33	15%
G & F CONCRETE CUTTING, INC.	0	102	102	0%	0	7	7	0%
JONES SCAFFOLD CO.	0	312	312	0%	0	11	11	0%
LUKENS CERTIFIED WELDING	0	62	62	0%	0	1	1	0%
OUR TRUCKING & TRACTOR SERVICE INC	272	469	741	37%	1	7	8	13%
R & J SHEET METAL INC	0	56	56	0%	0	2	2	0%
SONCO CONSTRUCTION, INC.	0	620	620	0%	0	4	4	0%
STEFAN MERLI PLASTERING CO INC DBA MERLI CONCRE	0	82	82	0%	0	6	6	0%
THE CRANE GUYS	0	210	210	0%	0	9	9	0%
VANGUARD PAINTING INC	0	288	288	0%	0	4	4	0%
TOTALS	2,734	16,169	18,903	14%	9	124	133	7%

Transitional: Work hours performed by any individual whose primary place of residence is within the City of Los Angeles and who prior to commencing work on a Covered Project, has been certified by the Jobs Coordinator as either:

- (a) having a household income of less than 50% of the Area Median Income (AMI), or
- (b) faces at least one of the following barriers to employment: being homeless, receiving public assistance, lacking a GED or high school diploma, having a history of involvement with the justice system, being a single parent, or suffering from chronic unemployment or underemployment.