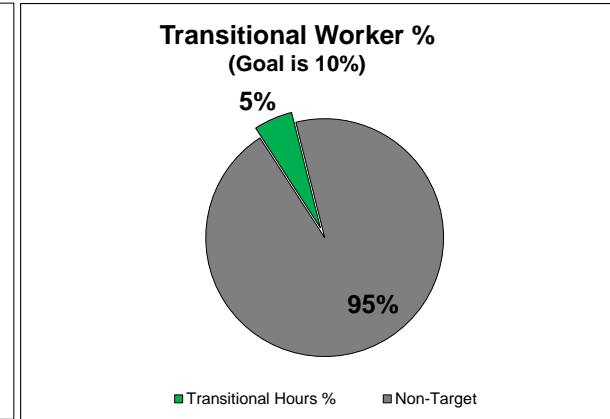
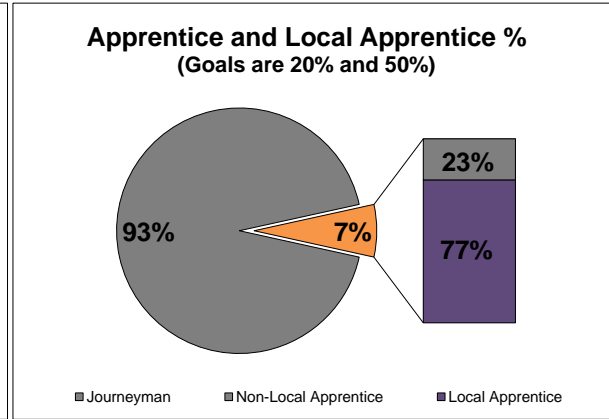
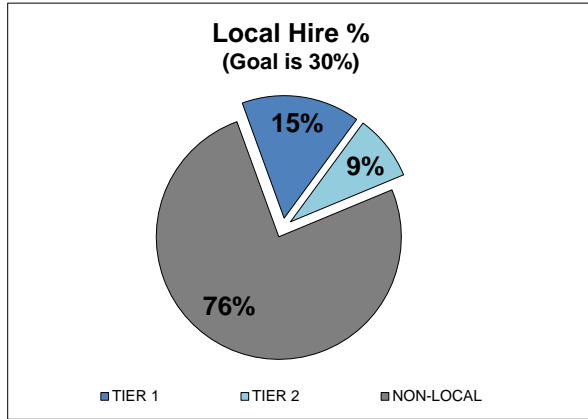


**BUREAU OF CONTRACT ADMINISTRATION**  
**DEPARTMENT OF PUBLIC WORKS, PUBLIC INFRASTRUCTURE STABILIZATION POLICY**  
**CENTRAL LOS ANGELES RECYCLING AND TRANSFER STATION (CLARTS) STORMWATER AND SAFETY IMPROVEMENTS PHASE 2**  
**SUMMARY OF LOCAL HIRING @ 1% COMPLETION (Reporting Periods: 10%, 30%, 50%, 70%, 90%)**  
**AUGUST 2018 - DECEMBER 2018**



MONTH/YEAR	Local Hours					Apprentice Hours					Transitional Hours			
	TIER 1	TIER 2	NON-LOCAL	TOTAL	LOCAL %	LOCAL APPRENTICE	NON-LOCAL APPRENTICE	TOTAL APPRENTICE	LOCAL APPRENTICE %	TOTAL APPRENTICE %	TRANSITIONAL	NON-TARGET	TOTAL	TRANSITIONAL %
August 2018	-	-	368	368	0%	-	-	-	-	0%	-	368	368	0%
September 2018	-	-	424	424	0%	-	-	-	-	0%	-	424	424	0%
October 2018	372	204	1,234	1,810	32%	132	-	132	100%	7%	132	1,678	1,810	7%
November 2018	355	204	1,648	2,207	25%	156	80	235	66%	11%	152	2,055	2,207	7%
December 2018	115	58	404	577	30%	-	4	4	0%	1%	-	577	577	0%
<b>TO DATE</b>	<b>842</b>	<b>466</b>	<b>4,077</b>	<b>5,385</b>	<b>24%</b>	<b>288</b>	<b>84</b>	<b>371</b>	<b>77%</b>	<b>7%</b>	<b>284</b>	<b>5,102</b>	<b>5,385</b>	<b>5%</b>

Data: Certified Payroll Reports

**Local:** Work hours performed by individuals whose primary residence is within Tier 1 or 2 zip code areas.

**Tier 1:** 90001, 90002, 90003, 90005, 90006, 90007, 90008, 90010, 90011, 90012, 90013, 90014, 90015, 90016, 90017, 90018, 90019, 90021, 90023, 90024, 90026, 90028, 90031, 90032, 90033, 90037, 90038, 90043, 90044, 90045, 90049, 90057, 90058, 90059, 90061, 90062, 90071, 90089, 90095, 90230, 90731, 90744, 90748, 90813, 91325, 91330, 91331, 91343, 91352, 91402

**Tier 2:** 90004, 90020, 90027, 90029, 90034, 90035, 90036, 90039, 90041, 90042, 90046, 90047, 90048, 90063, 90065, 90066, 90068, 90073, 90247, 90248, 90291, 90501, 90710, 91040, 91042, 91303, 91304, 91306, 91307, 91324, 91335, 91340, 91342, 91345, 91356, 91364, 91367, 91371, 91401, 91405, 91406, 91411, 91423, 91601, 91602, 91604, 91605, 91606, 91607

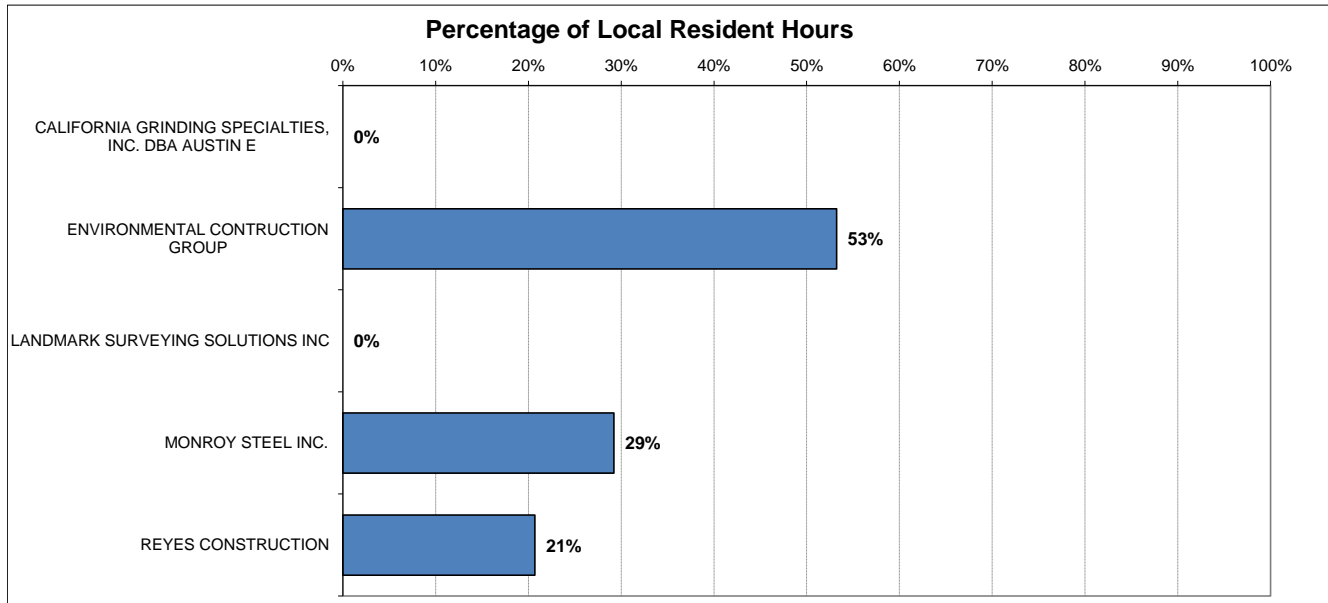
**Transitional:** Work hours performed by any individual whose primary place of residence is within the City of Los Angeles and who prior to commencing work on a Project, has been certified by the Jobs Coordinator as either:

(a) having a household income of less than 50% of the Area Median Income (AMI), or

(b) faces at least one of the following barriers to employment: being homeless, receiving public assistance, lacking a GED or high school diploma, having a history of involvement with the justice system, being a single parent, or suffering from chronic unemployment or underemployment.

**Local Apprentice:** Work hours performed by an apprentice who is indentured in a bona fide Labor/Management construction apprenticeship program, registered and approved by the State of California Department of Industrial Relations or Division of Apprenticeship Standards (DAS) and whose primary place of residence is within Tier 1 or 2 zip code areas.

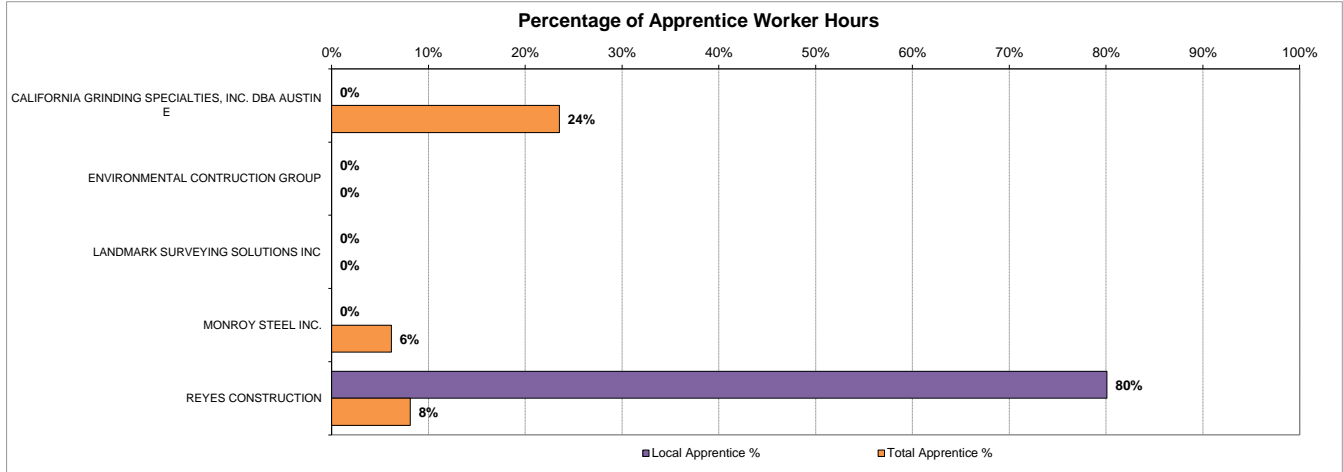
**CENTRAL LOS ANGELES RECYCLING AND TRAFER STATION (CLARTS)**  
**Contractor Summary for Local Residents**  
**AUGUST 2018 - DECEMBER 2018**



CONTRACTOR	HOURS				# OF WORKERS			
	Local	Non-Local	Total	Local %	Local	Non-Local	Total	Local %
CALIFORNIA GRINDING SPECIALTIES	0	17	17	0%	0	3	3	0%
ENVIRONMENTAL CONTRUCTION GR	355	312	667	53%	10	7	17	59%
LANDMARK SURVEYING SOLUTIONS	0	152	152	0%	0	3	3	0%
MONROY STEEL INC.	38	92	130	29%	1	5	6	17%
REYES CONSTRUCTION	915	3,504	4,419	21%	6	31	37	16%
<b>TOTALS</b>	<b>1,308</b>	<b>4,077</b>	<b>5,385</b>	<b>24%</b>	<b>17</b>	<b>49</b>	<b>66</b>	<b>26%</b>

Local: Work hours performed by individuals whose primary residence is within Tier 1 or 2 zip code areas.

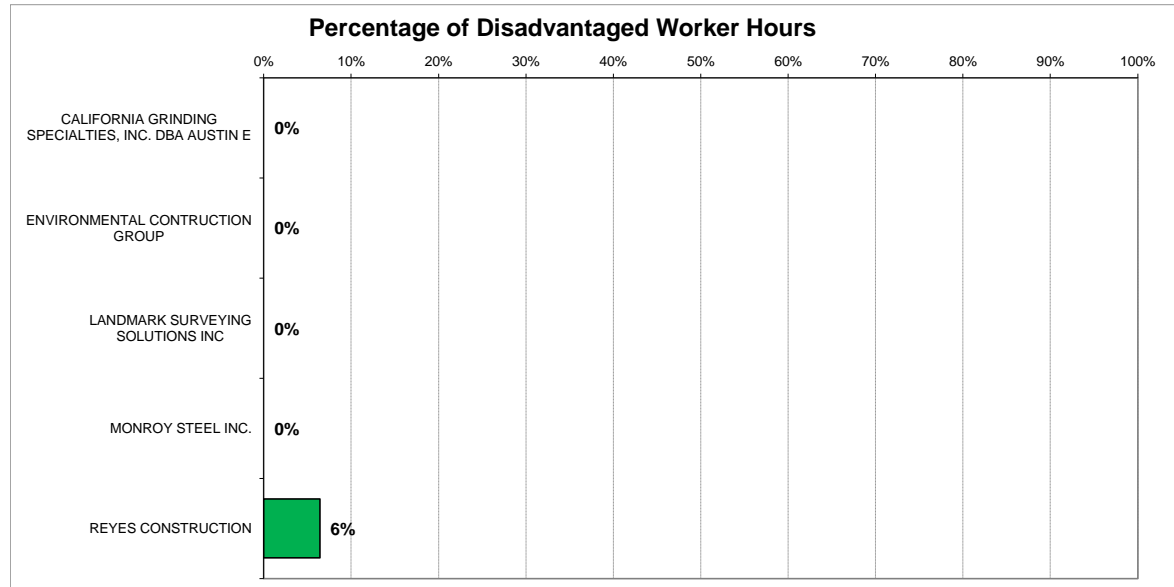
**CENTRAL LOS ANGELES RECYCLING AND TRAFNER STATION (CLARTS) STORMWATER AND SAFETY  
Contractor Summary for Apprentices  
AUGUST 2018 - DECEMBER 2018**



CONTRACTOR	HOURS						# OF WORKERS					
	Local Apprentice	Non-Local Apprentice	Total Apprentice	Total Hours	Local Apprentice %	Total Apprentice %	Local Apprentice	Non-Local Apprentices	Total Apprentice	Total Workers	Local Apprentice %	Total Apprentice %
CALIFORNIA GRINDING SPECIALTIES	0	4	4	17	0%	24%	0	1	1	3	0%	33%
ENVIRONMENTAL CONSTRUCTION GR	0	0	0	667	-	0%	0	0	0	17	-	0%
LANDMARK SURVEYING SOLUTIONS	0	0	0	152	-	0%	0	0	0	3	-	0%
MONROY STEEL INC.	0	8	8	130	0%	6%	0	1	1	6	0%	17%
REYES CONSTRUCTION	288	72	359	4,419	80%	8%	2	3	5	37	40%	14%
<b>TOTALS</b>	<b>288</b>	<b>84</b>	<b>371</b>	<b>5,385</b>	<b>77%</b>	<b>7%</b>	<b>2</b>	<b>5</b>	<b>7</b>	<b>66</b>	<b>29%</b>	<b>11%</b>

Local Apprentice: Work hours performed by an apprentice who is indentured in a bona fide Labor/Management construction apprenticeship program, registered and approved by the State of California Department of Industrial Relations or Division of Apprenticeship Standards (DAS) and whose primary place of residence is within Tier 1 or 2 zip code areas.

**CENTRAL LOS ANGELES RECYCLING AND TRAFER STATION (CLARTS)  
Contractor Summary for Transitional Workers  
AUGUST 2018 - DECEMBER 2018**



CONTRACTOR	HOURS				# OF WORKERS			
	Transitional	Non-Target	Total	Transitional %	Transitional	Non-Target	Total	Transitional %
CALIFORNIA GRINDING SPECIALTIES	0	17	17	0%	0	3	3	0%
ENVIRONMENTAL CONSTRUCTION GR	0	667	667	0%	0	17	17	0%
LANDMARK SURVEYING SOLUTIONS	0	152	152	0%	0	3	3	0%
MONROY STEEL INC.	0	130	130	0%	0	6	6	0%
REYES CONSTRUCTION	284	4,136	4,419	6%	1	36	37	3%
<b>TOTALS</b>	<b>284</b>	<b>5,102</b>	<b>5,385</b>	<b>5%</b>	<b>1</b>	<b>65</b>	<b>66</b>	<b>2%</b>

**Disadvantaged:** Work hours performed by any individual whose primary place of residence is within the City of Los Angeles and who prior to commencing work on a Project, has been certified by the Jobs Coordinator as satisfying at least one of the following criteria:

Criteria (1) having a Veteran status; having documented history of involvement with the criminal justice system; or being homeless.

If the Jobs Coordinator or Employer is not able to identify anyone using Criteria (1), Criteria (2) may be used.

Criteria (2) is an individual facing two of the following barriers to employment: having a household income of less than 50% of the Los Angeles County's median annual household income, receiving public assistance, lacking a GED or high school diploma, being a custodial single parent, suffering from long-term unemployment, being emancipated from the foster care system, or being an apprentice with less than 15% of the apprenticeship hours required to graduate to journey level in a program as described in Section 1.3 of the PLA Agreement.