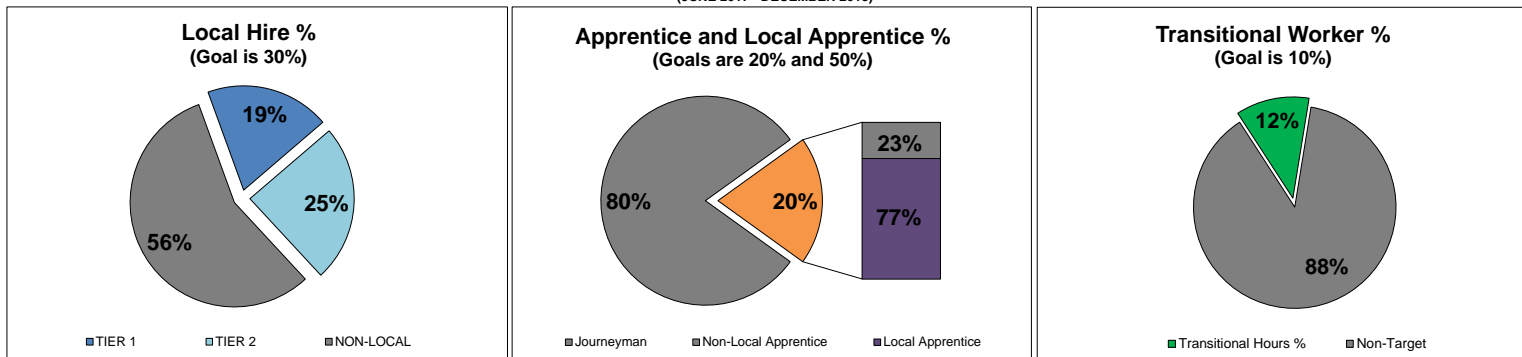


BUREAU OF CONTRACT ADMINISTRATION
DEPARTMENT OF PUBLIC WORKS, PUBLIC INFRASTRUCTURE STABILIZATION POLICY
DCTWRP Electrical Power System Modifications (CIP 6163)
SUMMARY OF LOCAL HIRING @ 82% COMPLETION (Reporting Periods: 10%, 30%, 50%, 70%, 90%)
(JUNE 2017 - DECEMBER 2018)



MONTH/YEAR	Local Hours					Apprentice Hours					Transitional Hours			
	TIER 1	TIER 2	NON-LOCAL	TOTAL	LOCAL %	LOCAL APPRENTICE	NON-LOCAL APPRENTICE	TOTAL APPRENTICE	LOCAL APPRENTICE %	TOTAL APPRENTICE %	TRANSITIONAL	NON-TARGET	TOTAL	TRANSITIONAL %
June 2017	-	40	-	40	100%	-	-	-	-	0%	-	40	40	0%
July 2017	4	152	65	221	71%	4	33	37	11%	17%	4	217	221	2%
August 2017	290	280	414	983	58%	194	16	210	92%	21%	108	875	983	11%
September 2017	296	287	800	1,383	42%	156	68	224	70%	16%	100	1,283	1,383	7%
October 2017	409	244	591	1,243	52%	179	17	196	92%	16%	200	1,043	1,243	16%
November 2017	163	169	154	485	68%	131	-	131	100%	27%	137	348	485	28%
December 2017	406	465	781	1,652	53%	405	72	477	85%	29%	248	1,404	1,652	15%
January 2018	313	443	1,418	2,174	35%	353	168	521	68%	24%	176	1,998	2,174	8%
February 2018	400	327	1,133	1,859	39%	248	120	368	67%	20%	128	1,731	1,859	7%
March 2018	168	422	903	1,492	40%	112	56	168	67%	11%	112	1,380	1,492	8%
April 2018	128	272	586	986	41%	128	-	128	100%	13%	128	858	986	13%
May 2018	176	178	1,019	1,373	26%	176	121	297	59%	22%	176	1,197	1,373	13%
June 2018	48	144	228	420	46%	48	56	104	46%	25%	48	372	420	11%
July 2018	96	165	657	918	28%	96	-	96	100%	10%	96	822	918	10%
August 2018	116	167	596	879	32%	116	-	116	100%	13%	116	763	879	13%
September 2018	8	144	60	212	72%	8	-	8	100%	4%	8	204	212	4%
October 2018	59	91	-	150	100%	59	-	59	100%	39%	59	91	150	39%
November 2018	115	140	93	348	73%	99	-	99	100%	28%	115	233	348	33%
December 2018	184	146	376	706	47%	160	80	240	67%	34%	96	610	706	14%
TO DATE	3,377	4,273	9,872	17,522	44%	2,671	806	3,477	77%	20%	2,055	15,467	17,522	12%

Data: Certified Payroll Reports

Local: Work hours performed by individuals whose primary residence is within Tier 1 or 2 zip code areas.

Tier 1: 90001, 90002, 90003, 90005, 90006, 90007, 90008, 90010, 90011, 90012, 90013, 90014, 90015, 90016, 90017, 90018, 90019, 90021, 90023, 90024, 90026, 90028, 90031, 90032, 90033, 90037, 90038, 90043, 90044, 90045, 90049, 90057, 90058, 90059, 90061, 90062, 90071, 90089, 90095, 90230, 90731, 90744, 90748, 90813, 91325, 91330, 91331, 91343, 91352, 91402

Tier 2: 90004, 90020, 90027, 90029, 90034, 90035, 90036, 90039, 90041, 90042, 90046, 90047, 90048, 90063, 90065, 90066, 90068, 90073, 90247, 90248, 90291, 90501, 90710, 91040, 91042, 91303, 91304, 91306, 91307, 91324, 91335, 91340, 91342, 91345, 91356, 91364, 91367, 91371, 91401, 91405, 91406, 91411, 91423, 91601, 91602, 91604, 91605, 91606, 91607

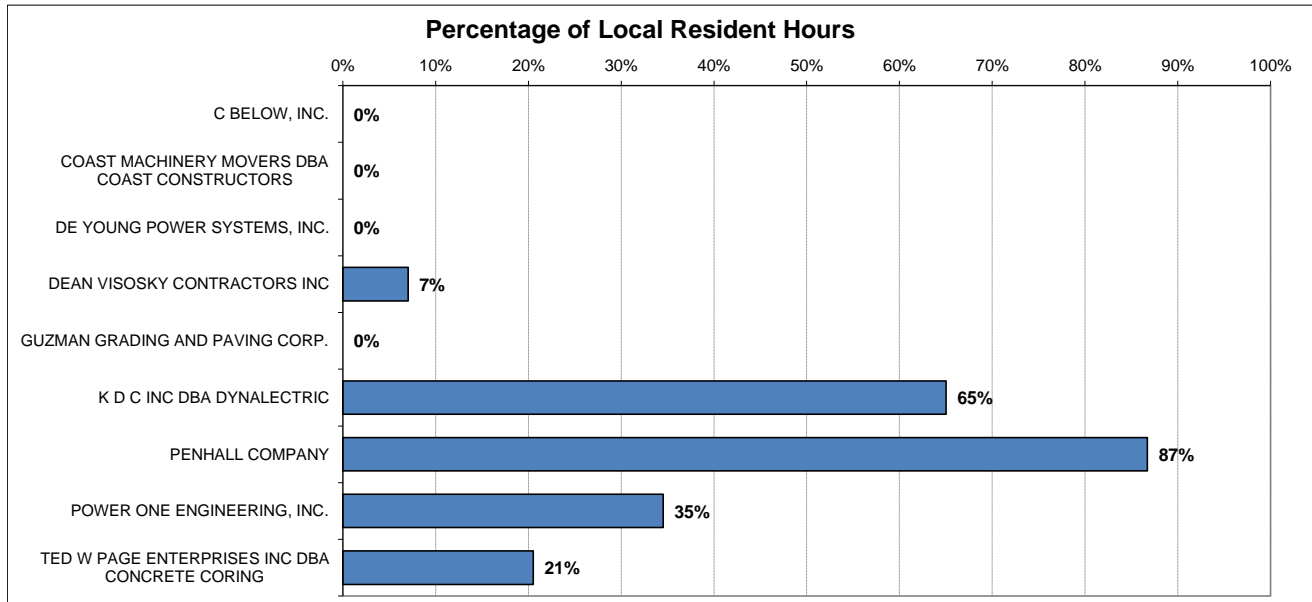
Transitional: Work hours performed by any individual whose primary place of residence is within the City of Los Angeles and who prior to commencing work on a Project, has been certified by the Jobs Coordinator as either:

(a) having a household income of less than 50% of the Area Median Income (AMI), or

(b) faces at least one of the following barriers to employment: being homeless, receiving public assistance, lacking a GED or high school diploma, having a history of involvement with the justice system, being a single parent, or suffering from chronic unemployment or underemployment.

Local Apprentice: Work hours performed by an apprentice who is indentured in a bona fide Labor/Management construction apprenticeship program, registered and approved by the State of California Department of Industrial Relations or Division of Apprenticeship Standards (DAS) and whose primary place of residence is within Tier 1 or 2 zip code areas.

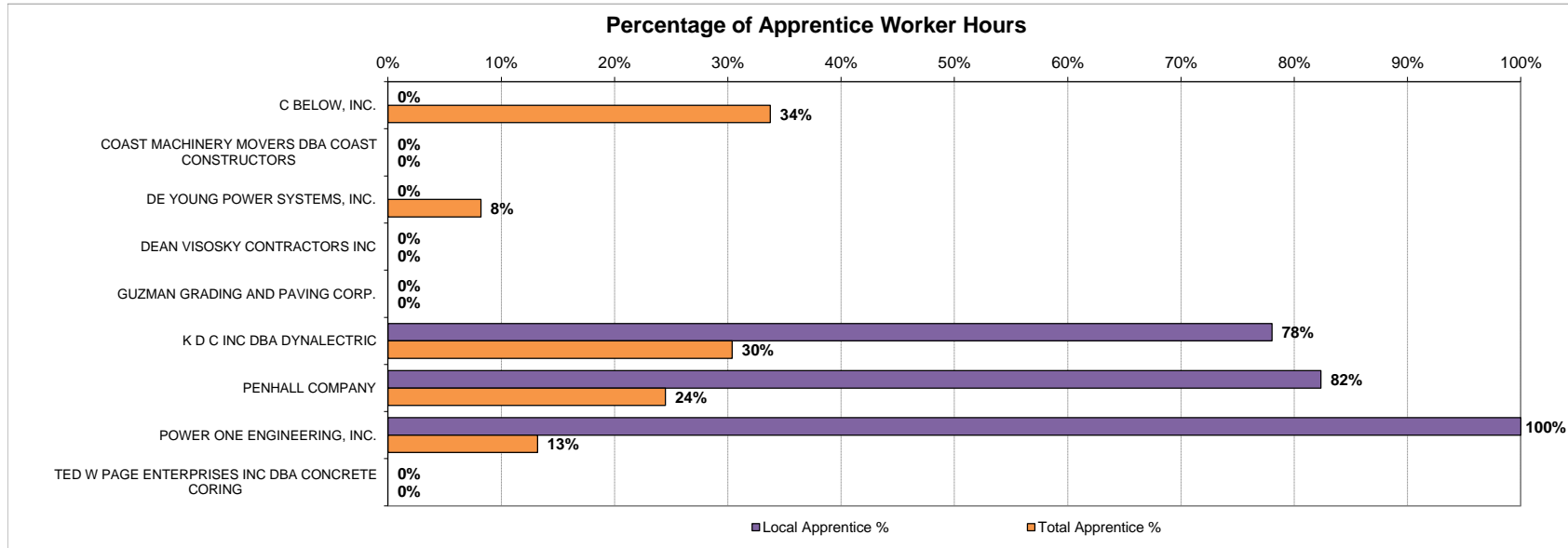
**DCTWRP Electrical Power System Modifications (CIP 6163)
Contractor Summary for Local Residents
(JUNE 2017 - DECEMBER 2018)**



CONTRACTOR	HOURS				# OF WORKERS			
	Local	Non-Local	Total	Local %	Local	Non-Local	Total	Local %
C BELOW, INC.	0	156	156	0%	0	5	5	0%
COAST MACHINERY MOVERS DBA C	0	172	172	0%	0	7	7	0%
DE YOUNG POWER SYSTEMS, INC.	0	2,158	2,158	0%	0	6	6	0%
DEAN VISOSKY CONTRACTORS INC	99	1,299	1,398	7%	2	19	21	10%
GUZMAN GRADING AND PAVING COP	0	266	266	0%	0	13	13	0%
K D C INC DBA DYNALECTRIC	5,225	2,810	8,035	65%	8	16	24	33%
PENHALL COMPANY	813	125	937	87%	5	4	9	56%
POWER ONE ENGINEERING, INC.	1,506	2,856	4,362	35%	5	13	18	28%
TED W PAGE ENTERPRISES INC DBA	8	31	39	21%	1	3	4	25%
TOTALS	7,650	9,872	17,522	44%	21	86	107	20%

Local: Work hours performed by individuals whose primary residence is within Tier 1 or 2 zip code areas.

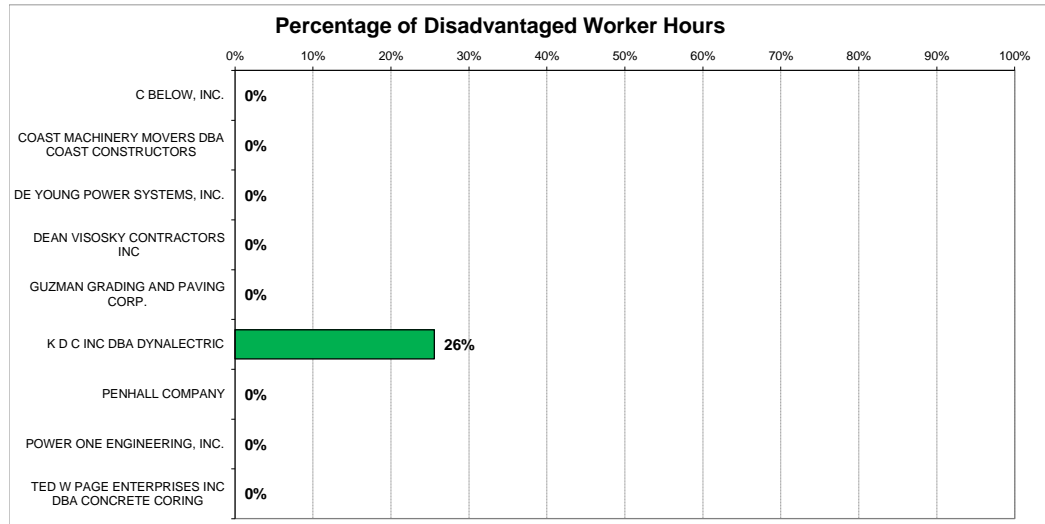
**DCTWRP Electrical Power System Modifications (CIP 6163)
Contractor Summary for Apprentices
(JUNE 2017 - DECEMBER 2018)**



CONTRACTOR	HOURS						# OF WORKERS					
	Local Apprentice	Non-Local Apprentice	Total Apprentice	Total Hours	Local Apprentice %	Total Apprentice %	Local Apprentice	Non-Local Apprentice	Total Apprentice	Total Workers	Local Apprentice %	Total Apprentice %
C BELOW, INC.	0	53	53	156	0%	34%	0	2	2	5	0%	40%
COAST MACHINERY MOVERS DBA C	0	0	0	172	-	0%	0	0	0	7	-	0%
DE YOUNG POWER SYSTEMS, INC.	0	177	177	2,158	0%	8%	0	1	1	6	0%	17%
DEAN VISOSKY CONTRACTORS INC	0	0	0	1,398	-	0%	0	0	0	21	-	0%
GUZMAN GRADING AND PAVING COF	0	0	0	266	-	0%	0	0	0	13	-	0%
K D C INC DBA DYNALECTRIC	1,906	536	2,442	8,035	78%	30%	5	4	9	24	56%	38%
PENHALL COMPANY	189	41	230	937	82%	24%	1	2	3	9	33%	33%
POWER ONE ENGINEERING, INC.	576	0	576	4,362	100%	13%	2	0	2	18	100%	11%
TED W PAGE ENTERPRISES INC DBA	0	0	0	39	-	0%	0	0	0	4	-	0%
TOTALS	2,671	806	3,477	17,522	77%	20%	8	9	17	107	47%	16%

Local Apprentice: Work hours performed by an apprentice who is indentured in a bona fide Labor/Management construction apprenticeship program, registered and approved by the State of California Department of Industrial Relations or Division of Apprenticeship Standards (DAS) and whose primary place of residence is within Tier 1 or 2 zip code areas.

**DCTWRP Electrical Power System Modifications (CIP 6163)
Contractor Summary for Transitional Workers
(JUNE 2017 - DECEMBER 2018)**



CONTRACTOR	HOURS				# OF WORKERS			
	Transitional	Non-Target	Total	Transitional %	Transitional	Non-Target	Total	Transitional %
C BELOW, INC.	0	156	156	0%	0	5	5	0%
COAST MACHINERY MOVERS DBA COAST CONSTRUCTORS	0	172	172	0%	0	7	7	0%
DE YOUNG POWER SYSTEMS, INC.	0	2,158	2,158	0%	0	6	6	0%
DEAN VISOSKY CONTRACTORS INC	0	1,398	1,398	0%	0	21	21	0%
GUZMAN GRADING AND PAVING CORP.	0	266	266	0%	0	13	13	0%
K D C INC DBA DYNALECTRIC	2,055	5,980	8,035	26%	4	20	24	17%
PENHALL COMPANY	0	937	937	0%	0	9	9	0%
POWER ONE ENGINEERING, INC.	0	4,362	4,362	0%	0	18	18	0%
TED W PAGE ENTERPRISES INC DBA CONCRETE CORING	0	39	39	0%	0	4	4	0%
TOTALS	2,055	15,467	17,522	12%	4	103	107	4%

Disadvantaged: Work hours performed by any individual whose primary place of residence is within the City of Los Angeles and who prior to commencing work on a Project, has been certified by the Jobs Coordinator as satisfying at least one of the following criteria:

Criteria (1) having a Veteran status; having documented history of involvement with the criminal justice system; or being homeless.

If the Jobs Coordinator or Employer is not able to identify anyone using Criteria (1), Criteria (2) may be used.

Criteria (2) is an individual facing two of the following barriers to employment: having a household income of less than 50% of the Los Angeles County's median annual household income, receiving public assistance, lacking a GED or high school diploma, being a custodial single parent, suffering from long-term unemployment, being emancipated from the foster care system, or being an apprentice with less than 15% of the apprenticeship hours required to graduate to journey level in a program as described in Section 1.3 of the PLA Agreement.