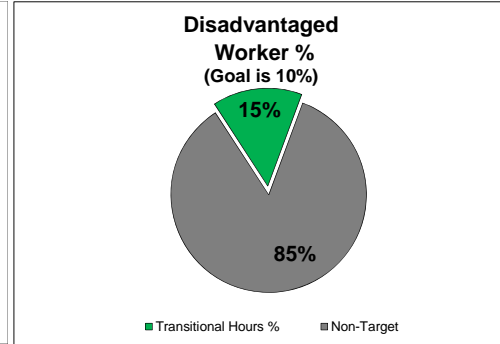
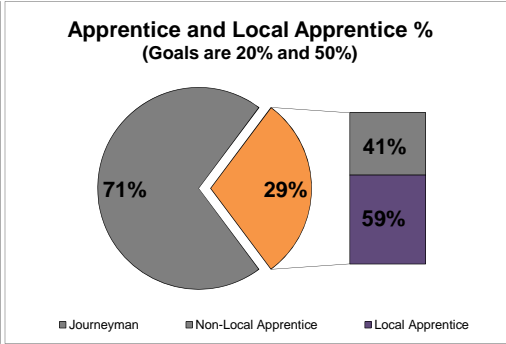
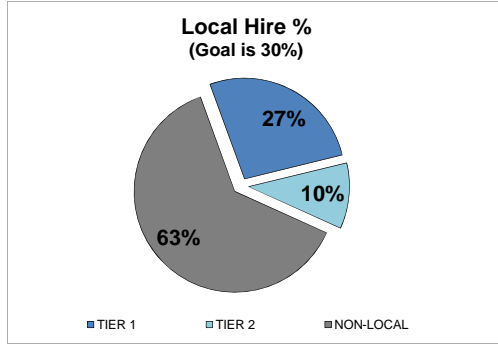


BUREAU OF CONTRACT ADMINISTRATION
DEPARTMENT OF PUBLIC WORKS, PUBLIC INFRASTRUCTURE STABILIZATION POLICY
MACHADO LAKE PIPELINE PROJECT - W.O. SZC13025
SUMMARY OF LOCAL HIRING @ 92% COMPLETION (Reporting Periods: 10%, 30%, 50%, 70%, 90%)
(JUNE 2017 - DECEMBER 2018)



MONTH/YEAR	Local Hours					Apprentice Hours					Disadvantaged Hours			
	TIER 1	TIER 2	NON-LOCAL	TOTAL	LOCAL %	LOCAL APPRENTICE	NON-LOCAL APPRENTICE	TOTAL APPRENTICE	LOCAL APPRENTICE %	TOTAL APPRENTICE %	Disadvantaged (Transitional) Hours	NON-TARGET	TOTAL	TRANSITIONAL %
June 2017	56	62	232	350	34%	62	56	118	52%	34%	-	350	350	0%
July 2017	316	189	727	1,231	41%	212	235	446	47%	36%	146	1,085	1,231	12%
August 2017	648	195	1,100	1,942	43%	347	233	580	60%	30%	291	1,651	1,942	15%
September 2017	5	-	2	7	71%	-	-	-	-	0%	-	7	7	0%
October 2017	-	-	64	64	0%	-	-	-	-	0%	-	64	64	0%
November 2017	-	-	18	18	0%	-	-	-	-	0%	-	18	18	0%
December 2017	-	-	8	8	0%	-	-	-	-	0%	-	8	8	0%
January 2018	468	159	1,052	1,679	37%	447	170	617	72%	37%	396	1,283	1,679	24%
February 2018	393	190	768	1,350	43%	389	80	469	83%	35%	271	1,080	1,350	20%
March 2018	308	198	347	853	59%	278	-	278	100%	33%	138	715	853	16%
April 2018	24	8	-	32	100%	8	-	8	100%	25%	4	28	32	13%
May 2018	-	-	-	-	-	-	-	-	-	-	-	-	-	-
June 2018	-	-	-	-	-	-	-	-	-	-	-	-	-	-
July 2018	40	4	107	151	29%	24	24	48	51%	31%	4	147	151	3%
August 2018	362	75	1,339	1,776	25%	95	405	500	19%	28%	208	1,568	1,776	12%
September 2018	284	72	930	1,286	28%	55	167	222	25%	17%	181	1,104	1,286	14%
October 2018	82	36	344	461	25%	36	-	36	100%	8%	25	436	461	5%
November 2018	17	-	-	17	100%	-	-	-	-	0%	-	17	17	0%
December 2018	-	-	7	7	0%	-	3	3	0%	50%	-	7	7	0%
TO DATE	3,002	1,186	7,042	11,230	37%	1,951	1,372	3,323	59%	30%	1,664	9,567	11,230	15%

Data: Certified Payroll Reports

Local: Work hours performed by individuals whose primary residence is within Tier 1 or 2 zip code areas.

Tier 1: 90001, 90002, 90003, 90004, 90005, 90006, 90007, 90008, 90010, 90011, 90012, 90013, 90014, 90015, 90016, 90017, 90018, 90019, 90020, 90021, 90023, 90024, 90026, 90027, 90028, 90029, 90031, 90033, 90037, 90038, 90043, 90044, 90047, 90057, 90058, 90059, 90061, 90062, 90063, 90065, 90089, 90731, 90744, 91331, 91342, 91343, 91401, 91402, 91405, 91406, 91411, 91605, 91606

Tier 2: 90025, 90032, 90034, 90035, 90036, 90039, 90041, 90042, 90045, 90046, 90048, 90064, 90066, 90068, 90230, 90232, 90247, 90248, 90265, 90272, 90305, 90405, 90501, 90502, 90710, 90717, 90745, 90810, 90813, 91040, 91042, 91302, 91303, 91304, 91306, 91311, 91316, 91324, 91325, 91335, 91340, 91344, 91345, 91352, 91356, 91364, 91367, 91403, 91423, 91505, 91601, 91602, 91604, 91607

Disadvantaged: Work hours performed by any individual whose primary place of residence is within the City of Los Angeles and who prior to commencing work on a Project, has been certified as satisfying at least one of the following criteria:

- Criteria (1) having a Veteran status; having a documented history of involvement with the criminal justice system; or being homeless.

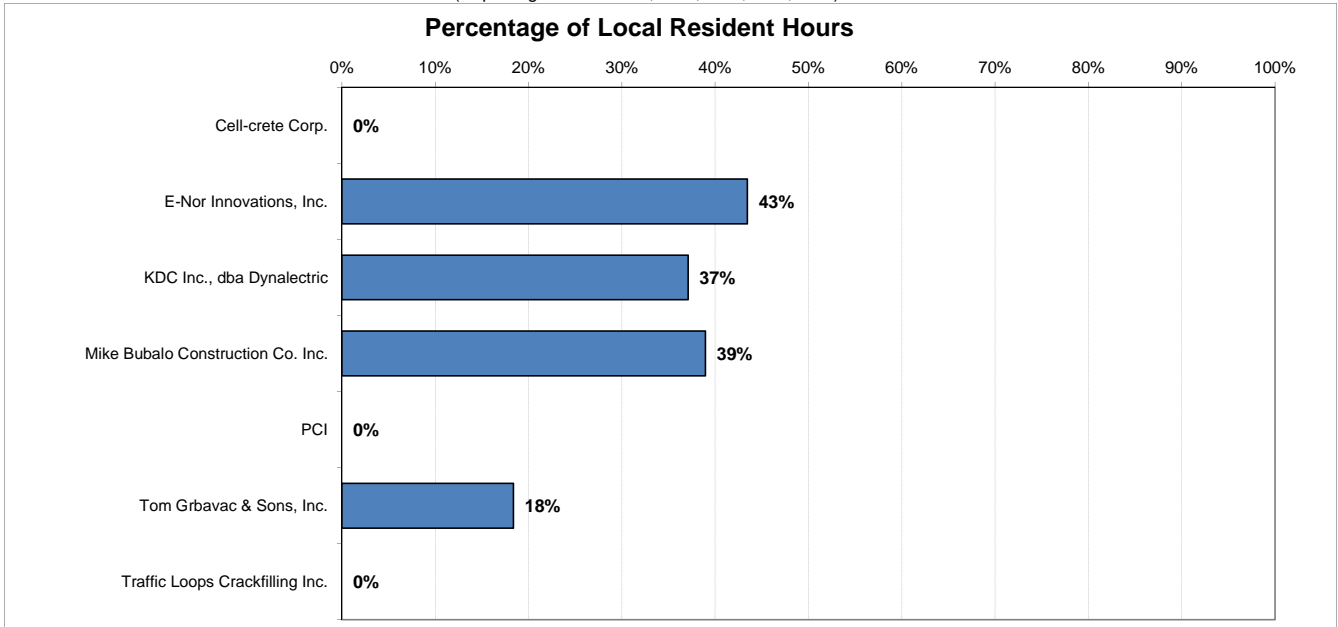
If the Jobs Coordinator or Employer is not able to identify anyone using Criteria (1), Criteria (2) may be used.

- Criteria (2) is an individual facing two of the following barriers to employment: having a household income of less than 50% of the Los Angeles County's median annual household income, receiving public assistance, lacking a GED or high school diploma, being a custodial single parent, suffering from long-term unemployment, being emancipated from the foster care system, or being an apprentice with less than 15% of the apprenticeship hours required to graduate to journey level in a program as described in Section 1.3 of the Project Labor Agreement.

Local Apprentice: Work hours performed by an apprentice who is indentured in a bona fide Labor/Management construction apprenticeship program, registered and approved by the State of California Department of Industrial Relations or Division of Apprenticeship Standards (DAS) and whose primary place of residence is within Tier 1 or 2 zip code areas.

MACHADO LAKE PIPELINE PROJECT - W.O. SZC13025
Contractor Summary for Local Residents
(JUNE 2017 - DECEMBER 2018)

SUMMARY OF LOCAL HIRING @ 90% COMPLETION (Reporting Periods: 10%, 30%, 50%, 70%, 90%)

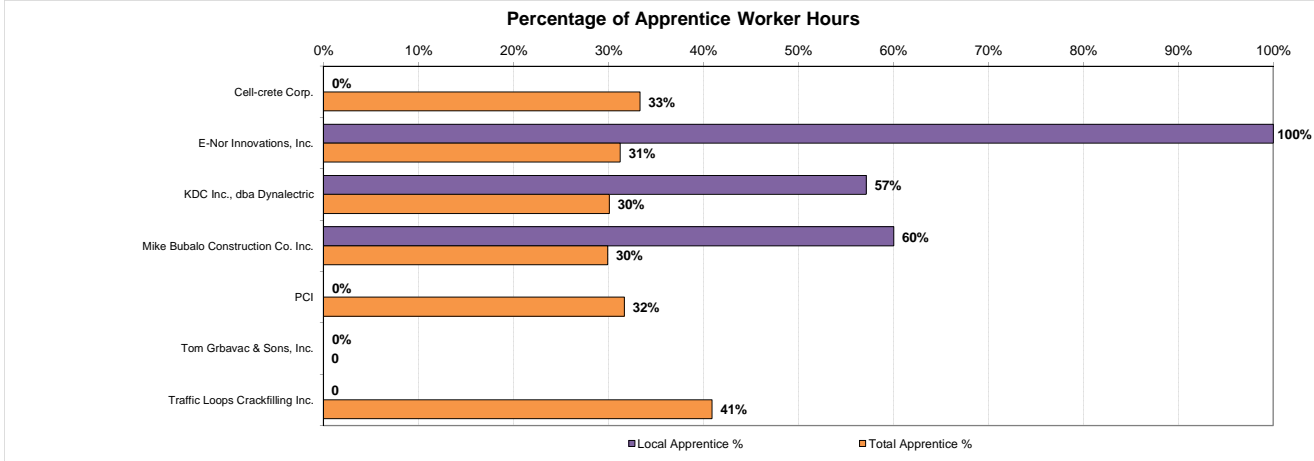


CONTRACTOR	HOURS				# OF WORKERS			
	Local	Non-Local	Total	Local %	Local	Non-Local	Total	Local %
Cell-crete Corp.	0	24	24	0%	0	3	3	0%
E-Nor Innovations, Inc.	139	181	320	43%	3	4	7	43%
KDC Inc., dba Dynalectric	69	117	186	37%	7	6	13	54%
Mike Bubalo Construction Co. Inc.	3,944	6,177	10,121	39%	6	15	21	29%
PCI	0	296	296	0%	0	19	19	0%
Tom Grbavac & Sons, Inc.	36	160	196	18%	1	3	4	25%
Traffic Loops Crackfilling Inc.	0	88	88	0%	0	9	9	0%
TOTALS	4,188	7,042	11,230	37%	17	59	76	22%

Local: Work hours performed by individuals whose primary residence is within Tier 1 or 2 zip code areas.

MACHADO LAKE PIPELINE PROJECT - W.O. SZC13025
Contractor Summary for Apprentices
(JUNE 2017 - DECEMBER 2018)

SUMMARY OF LOCAL HIRING @ 90% COMPLETION (Reporting Periods: 10%, 30%, 50%, 70%, 90%)

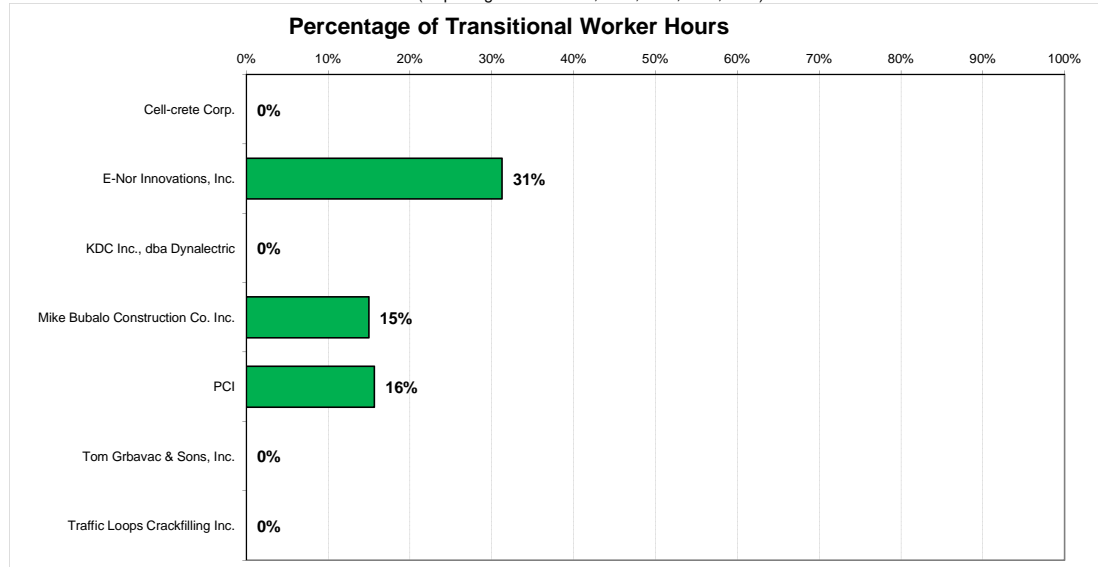


CONTRACTOR	HOURS						# OF WORKERS					
	Local Apprentice	Non-Local Apprentice	Total Apprentice	Total Hours	Local Apprentice %	Total Apprentice %	Local Apprentice	Non-Local Apprentice	Total Apprentice	Total Workers	Local Apprentice %	Total Apprentice %
Cell-crete Corp.	0	8	8	24	0%	33%	0	1	1	3	0%	33%
E-Nor Innovations, Inc.	100	0	100	320	100%	31%	1	0	1	7	100%	14%
KDC Inc., dba Dynalectric	32	24	56	186	57%	30%	2	3	5	13	40%	38%
Mike Bubalo Construction Co. Inc.	1,819	1,210	3,029	10,121	60%	30%	3	4	7	21	43%	33%
PCI	0	94	94	296	0%	32%	0	5	5	19	0%	26%
Tom Grbavac & Sons, Inc.	0	0	0	196	-	0	0	0	0	4	-	0
Traffic Loops Crackfilling Inc.	0	36	36	88	0	41%	0	3	3	9	0%	33%
TOTALS	1,951	1,372	3,323	11,230	59%	30%	6	16	22	76	27%	29%

Local Apprentice: Work hours performed by an apprentice who is indentured in a bona fide Labor/Management construction apprenticeship program, registered and approved by the State of California Department of Industrial Relations or Division of Apprenticeship Standards (DAS) and whose primary place of residence is within Tier 1 or 2 zip code areas.

MACHADO LAKE PIPELINE PROJECT - W.O. SZC13025
Contractor Summary for Disadvantaged Workers
(JUNE 2017 - DECEMBER 2018)

SUMMARY OF LOCAL HIRING @ 90% COMPLETION (Reporting Periods: 10%, 30%, 50%, 70%, 90%)



CONTRACTOR	HOURS				# OF WORKERS			
	Transitional	Non-Target	Total	Transitional %	Disadvantaged	Non-Target	Total	Transitional %
Cell-crete Corp.	0	24	24	0%	0	3	3	0%
E-Nor Innovations, Inc.	100	220	320	31%	1	6	7	14%
KDC Inc., dba Dynalectric	0	186	186	0%	0	13	13	0%
Mike Bubalo Construction Co. Inc.	1,518	8,603	10,121	15%	3	18	21	14%
PCI	46	250	296	16%	3	16	19	16%
Tom Grbavac & Sons, Inc.	0	196	196	0%	0	4	4	0%
Traffic Loops Crackfilling Inc.	0	88	88	0%	0	9	9	0%
TOTALS	1,664	9,567	11,230	15%	7	69	76	9%

Disadvantaged: Work hours performed by any individual whose primary place of residence is within the City of Los Angeles and who prior to commencing work on a Project, has been certified as satisfying at least one of the following criteria:

(a) having a household income of less than 50% of the Area Median Income (AMI), or

(b) faces at least one of the following barriers to employment: being homeless, receiving public assistance, lacking a GED or high school diploma, having a history of involvement with the justice system, being a single parent, or suffering from chronic unemployment or underemployment.