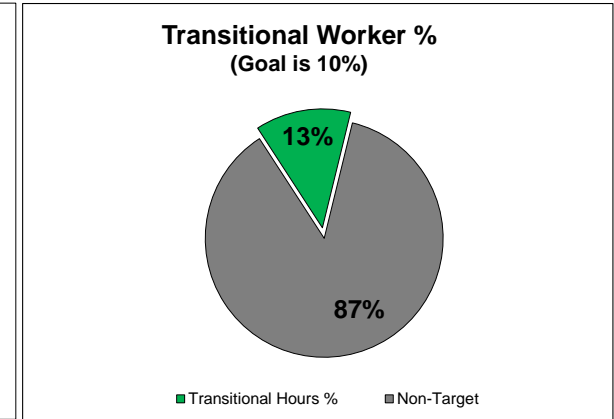
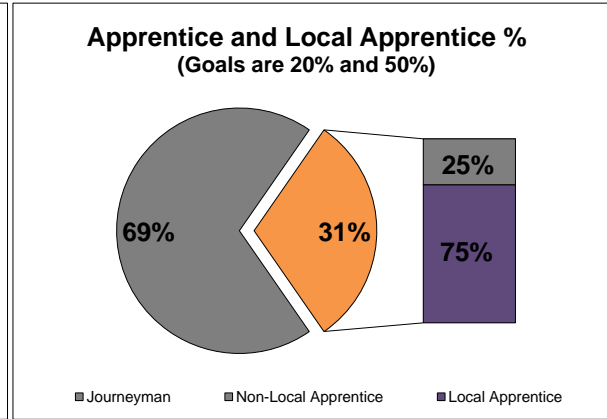
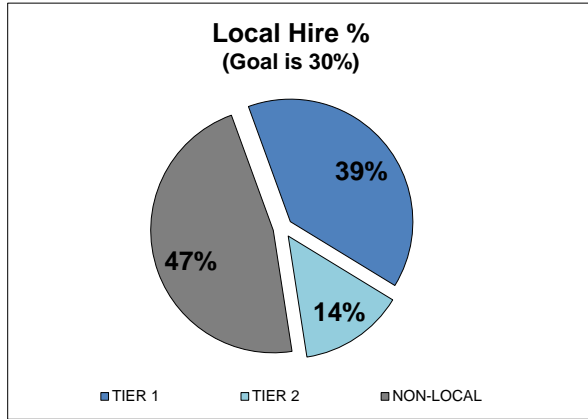


BUREAU OF CONTRACT ADMINISTRATION
DEPARTMENT OF PUBLIC WORKS, PUBLIC INFRASTRUCTURE STABILIZATION POLICY
NOS REHAB UNIT 18- COLORADO TO DORAN PHASE 1 & 2 ESR
SUMMARY OF LOCAL HIRING 15 % COMPLETION (Reporting Periods: 10%, 30%, 50%, 70%, 90%)
APRIL 2018 - DECEMBER 2018)



| MONTH/YEAR | Local Hours | | | | | Apprentice Hours | | | | | Transitional Hours | | | |
|----------------|--------------|--------------|--------------|---------------|------------|------------------|----------------------|------------------|--------------------|--------------------|--------------------|---------------|---------------|----------------|
| | TIER 1 | TIER 2 | NON-LOCAL | TOTAL | LOCAL % | LOCAL APPRENTICE | NON-LOCAL APPRENTICE | TOTAL APPRENTICE | LOCAL APPRENTICE % | TOTAL APPRENTICE % | TRANSITIONAL | NON-TARGET | TOTAL | TRANSITIONAL % |
| April 2018 | 157 | 81 | 264 | 501 | 47% | 28 | 32 | 60 | 47% | 12% | 137 | 364 | 501 | 27% |
| May 2018 | 426 | 107 | 585 | 1,118 | 48% | 104 | 122 | 226 | 46% | 20% | 248 | 870 | 1,118 | 22% |
| June 2018 | 212 | 28 | 429 | 668 | 36% | 94 | 33 | 127 | 74% | 19% | 142 | 526 | 668 | 21% |
| July 2018 | 371 | 219 | 649 | 1,238 | 48% | 243 | - | 243 | 100% | 20% | 182 | 1,056 | 1,238 | 15% |
| August 2018 | 531 | 356 | 1,003 | 1,890 | 47% | 448 | 276 | 724 | 62% | 38% | 327 | 1,564 | 1,890 | 17% |
| September 2018 | 1,131 | 335 | 940 | 2,406 | 61% | 754 | 236 | 990 | 76% | 41% | 183 | 2,223 | 2,406 | 8% |
| October 2018 | 1,370 | 427 | 1,054 | 2,851 | 63% | 817 | 173 | 990 | 83% | 35% | 229 | 2,623 | 2,851 | 8% |
| November 2018 | 1,011 | 320 | 1,107 | 2,438 | 55% | 581 | 154 | 735 | 79% | 30% | 326 | 2,112 | 2,438 | 13% |
| December 2018 | 345 | 83 | 598 | 1,026 | 42% | 180 | 68 | 247 | 73% | 24% | 64 | 963 | 1,026 | 6% |
| TO DATE | 5,553 | 1,954 | 6,628 | 14,135 | 53% | 3,248 | 1,092 | 4,339 | 75% | 31% | 1,836 | 12,300 | 14,135 | 13% |

Data: Certified Payroll Reports

Local: Work hours performed by individuals whose primary residence is within Tier 1 or 2 zip code areas.

Tier 1: 90001, 90002, 90003, 90004, 90005, 90006, 90007, 90008, 90010, 90011, 90012, 90013, 90014, 90015, 90016, 90017, 90018, 90019, 90020, 90021, 90023, 90024, 90026, 90027, 90028, 90029, 90031, 90033, 90037, 90038, 90043, 90044, 90047, 90057, 90058, 90059, 90061, 90062, 90063, 90065, 90089, 90731, 90744, 91331, 91342, 91343, 91401, 91402, 91405, 91406, 91411, 91605, 91606

Tier 2: 90025, 90032, 90034, 90035, 90036, 90039, 90041, 90042, 90045, 90046, 90048, 90064, 90066, 90068, 90230, 90232, 90247, 90248, 90265, 90272, 90305, 90405, 90501, 90502, 90710, 90717, 90745, 90810, 90813, 91040, 91042, 91302, 91303, 91304, 91306, 91311, 91316, 91324, 91325, 91335, 91340, 91344, 91345, 91352, 91356, 91364, 91367, 91403, 91423, 91505, 91601, 91602, 91604, 91607

Transitional: Work hours performed by any individual whose primary place of residence is within the City of Los Angeles and who prior to commencing work on a Project, has been certified as satisfying at least one of the following criteria:

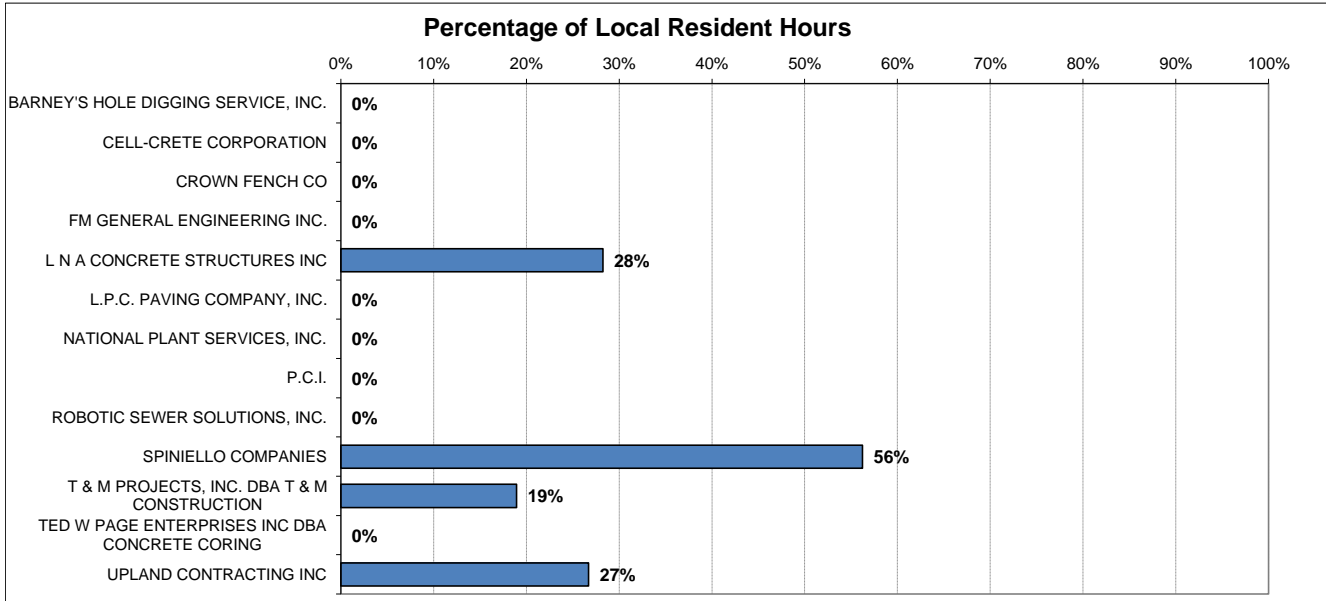
• Criteria (1) having a Veteran status; having a documented history of involvement with the criminal justice system; or being homeless.

If the Jobs Coordinator or Employer is not able to identify anyone using Criteria (1), Criteria (2) may be used.

• Criteria (2) is an individual facing two of the following barriers to employment: having a household income of less than 50% of the Los Angeles County's median annual household income, receiving public assistance, lacking a GED or high school diploma, being a custodial single parent, suffering from long-term unemployment, being emancipated from the foster care system, or being an apprentice with less than 15% of the apprenticeship hours required to graduate to journey level in a program as described in Section 1.3 of the Project Labor Agreement.

Local Apprentice: Work hours performed by an apprentice who is indentured in a bona fide Labor/Management construction apprenticeship program, registered and approved by the State of California Department of Industrial Relations or Division of Apprenticeship Standards (DAS) and whose primary place of residence is within Tier 1 or 2 zip code areas.

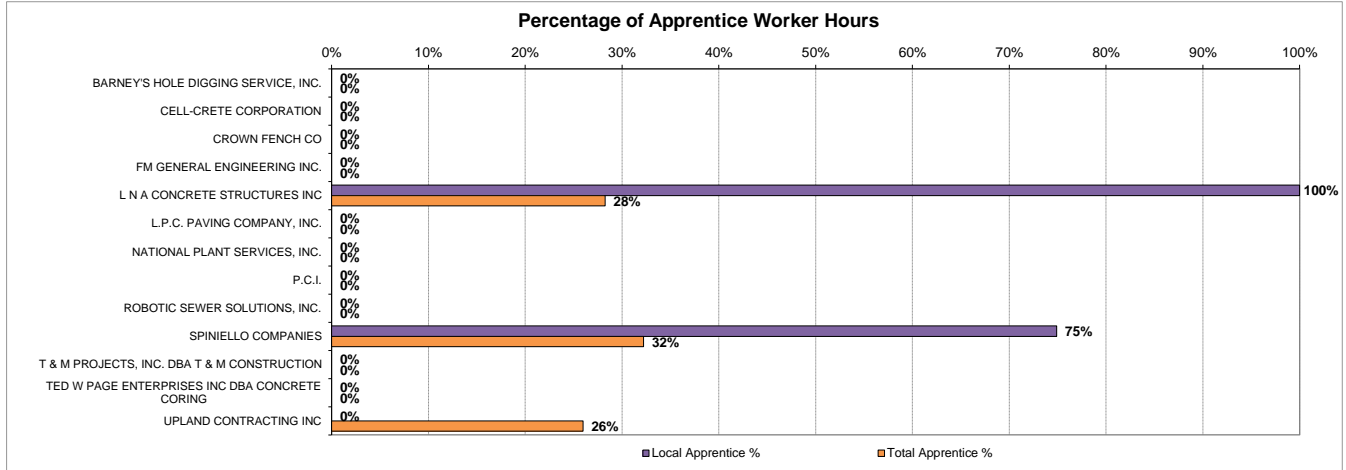
NOS REHAB UNIT 18- COLORADO TO DORAN PHASE 1 & 2 ESR
Contractor Summary for Local Residents
APRIL 2018 - DECEMBER 2018)



| CONTRACTOR | HOURS | | | | # OF WORKERS | | | |
|-----------------------------------|--------------|--------------|---------------|------------|--------------|-----------|-----------|------------|
| | Local | Non-Local | Total | Local % | Local | Non-Local | Total | Local % |
| BARNEY'S HOLE DIGGING SERVICE, | 0 | 224 | 224 | 0% | 0 | 8 | 8 | 0% |
| CELL-CRETE CORPORATION | 0 | 0 | - | - | 0 | 0 | 0 | - |
| CROWN FENCH CO | 0 | 0 | - | - | 0 | 0 | 0 | - |
| FM GENERAL ENGINEERING INC. | 0 | 163 | 163 | 0% | 0 | 2 | 2 | 0% |
| L N A CONCRETE STRUCTURES INC | 93 | 235 | 328 | 28% | 3 | 12 | 15 | 20% |
| L.P.C. PAVING COMPANY, INC. | 0 | 0 | - | - | 0 | 0 | 0 | - |
| NATIONAL PLANT SERVICES, INC. | 0 | 35 | 35 | 0% | 0 | 6 | 6 | 0% |
| P.C.I. | 0 | 11 | 11 | 0% | 0 | 3 | 3 | 0% |
| ROBOTIC SEWER SOLUTIONS, INC. | 0 | 0 | - | - | 0 | 0 | 0 | - |
| SPINIELLO COMPANIES | 7,351 | 5,719 | 13,070 | 56% | 11 | 16 | 27 | 41% |
| T & M PROJECTS, INC. DBA T & M CO | 29 | 122 | 151 | 19% | 6 | 5 | 11 | 55% |
| TED W PAGE ENTERPRISES INC DBA | 0 | 24 | 24 | 0% | 0 | 3 | 3 | 0% |
| UPLAND CONTRACTING INC | 35 | 96 | 131 | 27% | 2 | 8 | 10 | 20% |
| TOTALS | 7,507 | 6,628 | 14,135 | 53% | 22 | 63 | 85 | 26% |

Local: Work hours performed by individuals whose primary residence is within Tier 1 or 2 zip code areas.

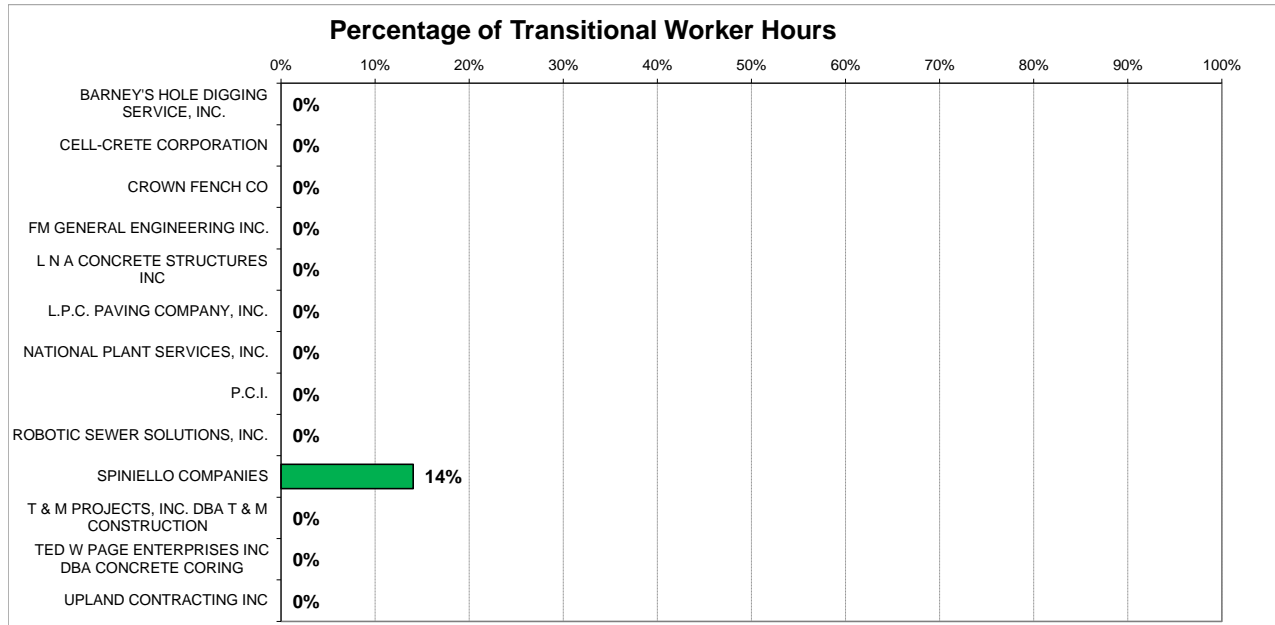
NOS REHAB UNIT 18- COLORADO TO DORAN PHASE 1 & 2 ESR
Contractor Summary for Apprentices
APRIL 2018 - DECEMBER 2018)



| CONTRACTOR | HOURS | | | | | | # OF WORKERS | | | | | |
|-----------------------------------|------------------|----------------------|------------------|---------------|--------------------|--------------------|------------------|-----------------------|------------------|---------------|--------------------|--------------------|
| | Local Apprentice | Non-Local Apprentice | Total Apprentice | Total Hours | Local Apprentice % | Total Apprentice % | Local Apprentice | Non-Local Apprentices | Total Apprentice | Total Workers | Local Apprentice % | Total Apprentice % |
| BARNEY'S HOLE DIGGING SERVICE, | 0 | 0 | 0 | 224 | - | 0% | 0 | 0 | 0 | 8 | - | 0% |
| CELL-CRETE CORPORATION | 0 | 0 | 0 | 0 | - | - | 0 | 0 | 0 | 0 | - | - |
| CROWN FENCH CO | 0 | 0 | 0 | 0 | - | - | 0 | 0 | 0 | 0 | - | - |
| FM GENERAL ENGINEERING INC. | 0 | 0 | 0 | 163 | - | 0% | 0 | 0 | 0 | 2 | - | 0% |
| L N A CONCRETE STRUCTURES INC | 93 | 0 | 93 | 328 | 100% | 28% | 3 | 0 | 3 | 15 | 100% | 20% |
| L.P.C. PAVING COMPANY, INC. | 0 | 0 | 0 | 0 | - | - | 0 | 0 | 0 | 0 | - | - |
| NATIONAL PLANT SERVICES, INC. | 0 | 0 | 0 | 35 | - | 0% | 0 | 0 | 0 | 6 | - | 0% |
| P.C.I. | 0 | 0 | 0 | 11 | - | 0% | 0 | 0 | 0 | 3 | - | 0% |
| ROBOTIC SEWER SOLUTIONS, INC. | 0 | 0 | 0 | 0 | - | - | 0 | 0 | 0 | 0 | - | - |
| SPINIELLO COMPANIES | 3,155 | 1,058 | 4,213 | 13,070 | 75% | 32% | 6 | 4 | 10 | 27 | 60% | 37% |
| T & M PROJECTS, INC. DBA T & M CO | 0 | 0 | 0 | 151 | - | 0% | 0 | 0 | 0 | 11 | - | 0% |
| TED W PAGE ENTERPRISES INC DBA | 0 | 0 | 0 | 24 | - | 0% | 0 | 0 | 0 | 3 | - | 0% |
| UPLAND CONTRACTING INC | 0 | 34 | 34 | 131 | 0% | 26% | 0 | 3 | 3 | 10 | 0% | 30% |
| TOTALS | 3,248 | 1,092 | 4,339 | 14,135 | 75% | 31% | 9 | 7 | 16 | 85 | 56% | 19% |

Local Apprentice: Work hours performed by an apprentice who is indentured in a bona fide Labor/Management construction apprenticeship program, registered and approved by the State of California Department of Industrial Relations or Division of Apprenticeship Standards (DAS) and whose primary place of residence is within Tier 1 or 2 zip code areas.

**NOS REHAB UNIT 18- COLORADO TO DORAN PHASE 1 & 2 ESR
Contractor Summary for Transitional Workers
(APRIL 2018 - DECEMBER 2018)**



| CONTRACTOR | HOURS | | | | # OF WORKERS | | | |
|-----------------------------------|--------------|---------------|---------------|----------------|--------------|------------|-----------|----------------|
| | Transitional | Non-Target | Total | Transitional % | Transitional | Non-Target | Total | Transitional % |
| BARNEY'S HOLE DIGGING SERVICE, | 0 | 224 | 224 | 0% | 0 | 8 | 8 | 0% |
| CELL-CRETE CORPORATION | 0 | 0 | 0 | - | 0 | 0 | 0 | - |
| CROWN FENCH CO | 0 | 0 | 0 | - | 0 | 0 | 0 | - |
| FM GENERAL ENGINEERING INC. | 0 | 163 | 163 | 0% | 0 | 2 | 2 | 0% |
| L N A CONCRETE STRUCTURES INC | 0 | 328 | 328 | 0% | 0 | 15 | 15 | 0% |
| L.P.C. PAVING COMPANY, INC. | 0 | 0 | 0 | - | 0 | 0 | 0 | - |
| NATIONAL PLANT SERVICES, INC. | 0 | 35 | 35 | 0% | 0 | 6 | 6 | 0% |
| P.C.I. | 0 | 11 | 11 | 0% | 0 | 3 | 3 | 0% |
| ROBOTIC SEWER SOLUTIONS, INC. | 0 | 0 | 0 | - | 0 | 0 | 0 | - |
| SPINIELLO COMPANIES | 1,836 | 11,234 | 13,070 | 14% | 3 | 24 | 27 | 11% |
| T & M PROJECTS, INC. DBA T & M CO | 0 | 151 | 151 | 0% | 0 | 11 | 11 | 0% |
| TED W PAGE ENTERPRISES INC DBA | 0 | 24 | 24 | 0% | 0 | 3 | 3 | 0% |
| UPLAND CONTRACTING INC | 0 | 131 | 131 | 0% | 0 | 10 | 10 | 0% |
| TOTALS | 1,836 | 12,299 | 14,135 | 13% | 3 | 82 | 85 | 4% |

Transitional: Work hours performed by any individual whose primary place of residence is within the City of Los Angeles and who prior to commencing work on a Project, has been certified as satisfying at least one of the following criteria:

- Criteria (1) having a Veteran status; having a documented history of involvement with the criminal justice system; or being homeless.

If the Jobs Coordinator or Employer is not able to identify anyone using Criteria (1), Criteria (2) may be used.

- Criteria (2) is an individual facing two of the following barriers to employment: having a household income of less than 50% of the Los Angeles County's median annual household income, receiving public assistance, lacking a GED or high school diploma, being a custodial single parent, suffering from long-term unemployment, being emancipated from the foster care system, or being an apprentice with less than 15% of the apprenticeship hours required to graduate to journey level in a program as described in Section 1.3 of the Project Labor Agreement.