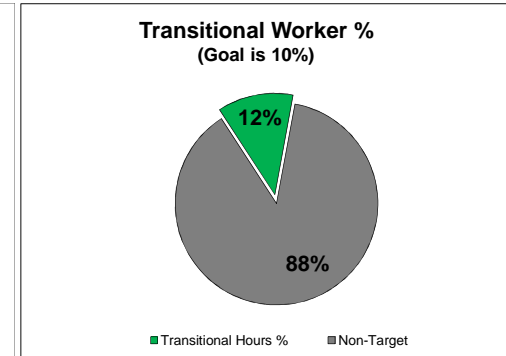
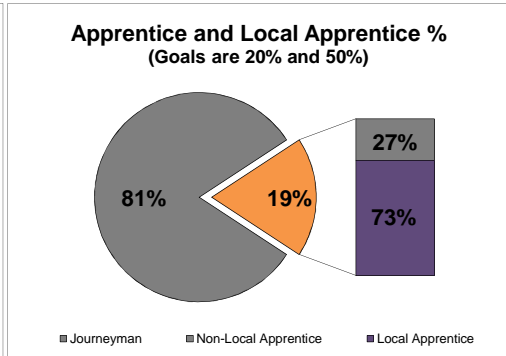
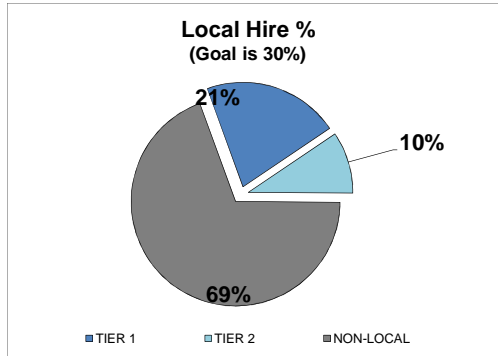


BUREAU OF CONTRACT ADMINISTRATION
DEPARTMENT OF PUBLIC WORKS, PUBLIC INFRASTRUCTURE STABILIZATION POLICY
North Outfall Sewer (NOS) Rehabilitation Unit 6 (Hooper to Wilson) & Unit 7 (Wilson to Los Angeles River)
SUMMARY OF LOCAL HIRING @ 59% COMPLETION (Reporting Periods: 10%, 30%, 50%, 70%, 90%)
 (November 2017 - December 2018)



MONTH/YEAR	Local Hours					Apprentice Hours					Transitional Hours			
	TIER 1	TIER 2	NON-LOCAL	TOTAL	LOCAL %	LOCAL APPRENTICE	NON-LOCAL APPRENTICE	TOTAL APPRENTICE	LOCAL APPRENTICE %	TOTAL APPRENTICE %	TRANSITIONAL	NON-TARGET	TOTAL	TRANSITIONAL %
November 2017	1	1	-	2	100%	-	-	-	-	0%	-	2	2	0%
December 2017	1	-	311	312	0%	-	97	97	0%	31%	-	312	312	0%
January 2018	-	-	319	319	0%	-	51	51	0%	16%	-	319	319	0%
February 2018	-	65	668	733	9%	65	57	122	53%	17%	65	668	733	9%
March 2018	16	144	646	806	20%	144	16	160	90%	20%	144	662	806	18%
April 2018	61	207	923	1,190	22%	167	37	204	82%	17%	207	984	1,190	17%
May 2018	307	158	1,062	1,527	30%	158	114	272	58%	18%	158	1,369	1,527	10%
June 2018	386	149	1,301	1,835	29%	149	184	333	45%	18%	149	1,687	1,835	8%
July 2018	354	158	1,130	1,642	31%	158	114	272	58%	17%	158	1,484	1,642	10%
August 2018	398	168	1,135	1,701	33%	168	22	190	88%	11%	168	1,533	1,701	10%
September 2018	340	112	936	1,388	33%	144	-	144	100%	10%	144	1,244	1,388	10%
October 2018	707	159	1,067	1,933	45%	502	-	502	100%	26%	382	1,551	1,933	20%
November 2018	618	128	964	1,710	44%	400	30	430	93%	25%	256	1,454	1,710	15%
December 2018	8	-	40	48	17%	-	20	20	0%	42%	-	48	48	0%
TO DATE	3,197	1,448	10,500	15,145	31%	2,054	742	2,796	73%	18%	1,830	13,315	15,145	12%

Data: Certified Payroll Reports

Local: Work hours performed by individuals whose primary residence is within Tier 1 or 2 zip code areas.

Tier 1: 90001, 90002, 90003, 90004, 90005, 90006, 90007, 90008, 90010, 90011, 90012, 90013, 90014, 90015, 90016, 90017, 90018, 90019, 90020, 90021, 90023, 90024, 90026, 90027, 90028, 90029, 90031, 90033, 90037, 90038, 90043, 90044, 90047, 90057, 90058, 90059, 90061, 90062, 90063, 90065, 90089, 90731, 90744, 91331, 91342, 91343, 91401, 91402, 91405, 91406, 91411, 91605, 91606

Tier 2: 90025, 90032, 90034, 90035, 90036, 90039, 90041, 90042, 90045, 90046, 90048, 90064, 90066, 90068, 90230, 90232, 90247, 90248, 90265, 90272, 90305, 90405, 90501, 90502, 90710, 90717, 90745, 90810, 90813, 91040, 91042, 91302, 91303, 91304, 91306, 91311, 91316, 91324, 91325, 91335, 91340, 91344, 91345, 91352, 91356, 91364, 91367, 91403, 91423, 91505, 91601, 91602, 91604, 91607

Transitional: Work hours performed by any individual whose primary place of residence is within the City of Los Angeles and who prior to commencing work on a Project, has been certified as satisfying at least one of the following criteria:

- Criteria (1) having a Veteran status; having a documented history of involvement with the criminal justice system; or being homeless.

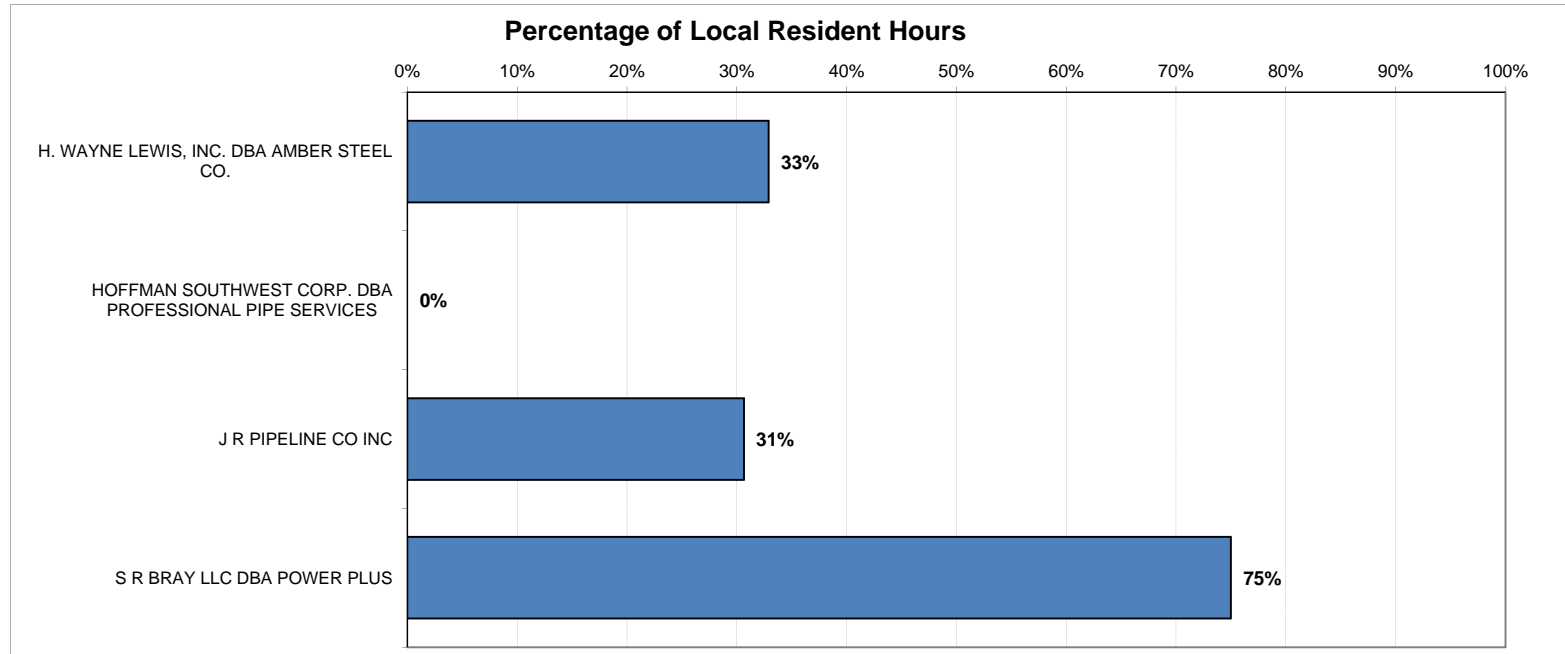
- If the Jobs Coordinator or Employer is not able to identify anyone using Criteria (1), Criteria (2) may be used.

- Criteria (2) is an individual facing two of the following barriers to employment: having a household income of less than 50% of the Los Angeles County's median annual household income, receiving public assistance, lacking a GED or high school diploma, being a custodial single parent, suffering from long-term unemployment, being emancipated from the foster care system, or being an apprentice with less than 15% of the apprenticeship hours required to graduate to journey level in a program as described in Section 1.3 of the Project Labor Agreement.

Local Apprentice: Work hours performed by an apprentice who is indentured in a bona fide Labor/Management construction apprenticeship program, registered and approved by the State of California Department of Industrial Relations or Division of Apprenticeship Standards (DAS) and whose primary place of residence is within Tier 1 or 2 zip code areas.

North Outfall Sewer (NOS) Rehabilitation Unit 6 (Hooper to Wilson) & Unit 7 (Wilson to Los Angeles River)

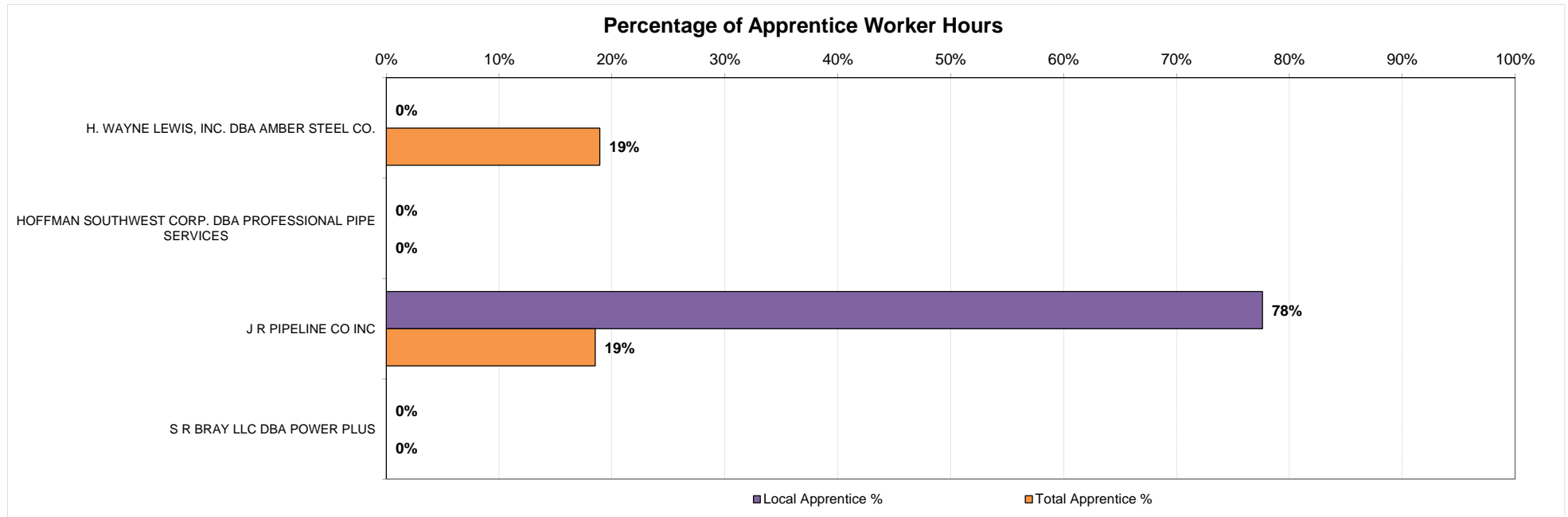
Contractor Summary for Local Residents (November 2017 - December 2018)



CONTRACTOR	HOURS				# OF WORKERS			
	Local	Non-Local	Total	Local %	Local	Non-Local	Total	Local %
H. WAYNE LEWIS, INC. DBA AMBER STEEL CO.	261	532	793	33%	3	16	19	16%
HOFFMAN SOUTHWEST CORP. DBA PROFESSIONAL PIPE SERVICES	0	53	53	0%	0	6	6	0%
J R PIPELINE CO INC	4,381	9,915	14,295	31%	6	7	13	46%
S R BRAY LLC DBA POWER PLUS	3	1	4	75%	2	1	3	67%
TOTALS	4,645	10,500	15,145	31%	11	30	41	27%

Local: Work hours performed by individuals whose primary residence is within Tier 1 or 2 zip code areas.

**North Outfall Sewer (NOS) Rehabilitation Unit 6 (Hooper to Wilson) & Unit 7 (Wilson to Los Angeles River)
Contractor Summary for Apprentices
(November 2017 - December 2018)**

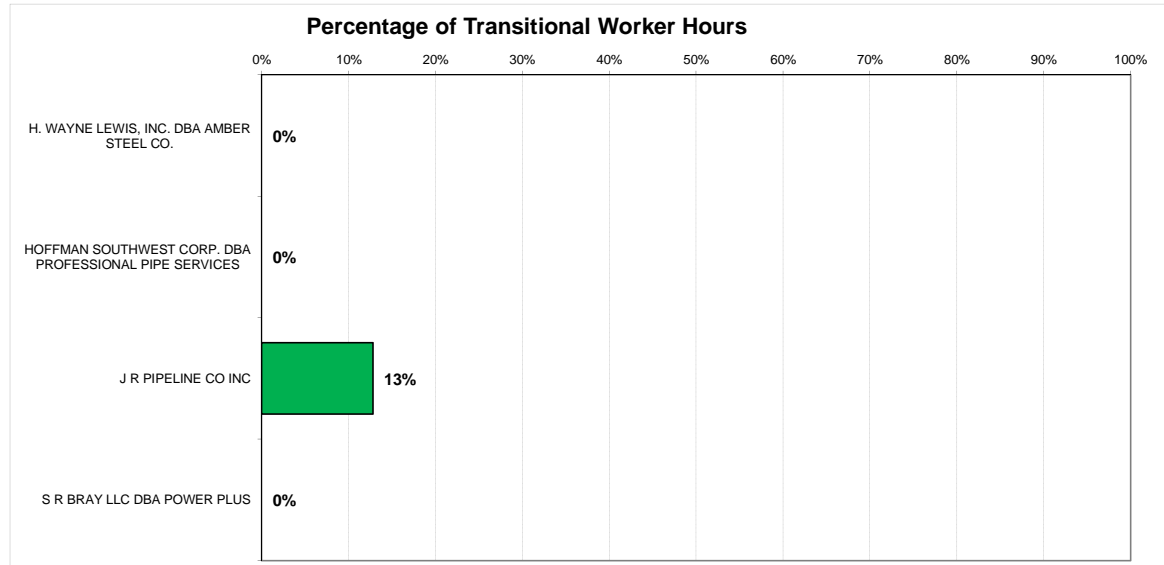


CONTRACTOR	HOURS						# OF WORKERS					
	Local Apprentice	Non-Local Apprentice	Total Apprentice	Total Hours	Local Apprentice %	Total Apprentice %	Local Apprentice	Non-Local Apprentice	Total Apprentice	Total Workers	Local Apprentice %	Total Apprentice %
H. WAYNE LEWIS, INC. DBA AMBER STEEL CO.	0	150	150	793	0%	19%	0	3	3	19	0%	16%
HOFFMAN SOUTHWEST CORP. DBA PROFESSIONAL PIPE SERVICES	0	0	0	53	-	0%	0	0	0	6	-	0%
J R PIPELINE CO INC	2,054	592	2,646	14,295	78%	19%	4	1	5	13	80%	38%
S R BRAY LLC DBA POWER PLUS	0	0	0	4	-	0%	0	0	0	3	-	0%
TOTALS	2,054	742	2,796	15,145	73%	18%	4	4	8	41	50%	20%

Local Apprentice: Work hours performed by an apprentice who is indentured in a bona fide Labor/Management construction apprenticeship program, registered and approved by the State of California Department of Industrial Relations or Division of Apprenticeship Standards (DAS) and whose primary place of residence is within Tier 1 or 2 zip code areas.

North Outfall Sewer (NOS) Rehabilitation Unit 6 (Hooper to Wilson) & Unit 7 (Wilson to Los Angeles River)

**Contractor Summary for Transitional Workers
(November 2017 - December 2018)**



CONTRACTOR	HOURS				# OF WORKERS			
	Transitional	Non-Target	Total	Transitional %	Transitional	Non-Target	Total	Transitional %
H. WAYNE LEWIS, INC. DBA AMBER STEEL CO.	0	793	793	0%	0	19	19	0%
HOFFMAN SOUTHWEST CORP. DBA PROFESSIONAL PIPE SERVICES	0	53	53	0%	0	6	6	0%
J R PIPELINE CO INC	1,830	12,466	14,295	13%	3	10	13	23%
S R BRAY LLC DBA POWER PLUS	0	4	4	0%	0	3	3	0%
TOTALS	1,830	13,315	15,145	12%	3	38	41	7%

Transitional: Work hours performed by any individual whose primary place of residence is within the City of Los Angeles and who prior to commencing work on a Project, has been certified as satisfying at least one of the following criteria:

- Criteria (1) having a Veteran status; having a documented history of involvement with the criminal justice system; or being homeless.

If the Jobs Coordinator or Employer is not able to identify anyone using Criteria (1), Criteria (2) may be used.

- Criteria (2) is an individual facing two of the following barriers to employment: having a household income of less than 50% of the Los Angeles County's median annual household income, receiving public assistance, lacking a GED or high school diploma, being a custodial single parent, suffering from long-term unemployment, being emancipated from the foster care system, or being an apprentice with less than 15% of the apprenticeship hours required to graduate to journey level in a program as described in Section 1.3 of the Project Labor Agreement.