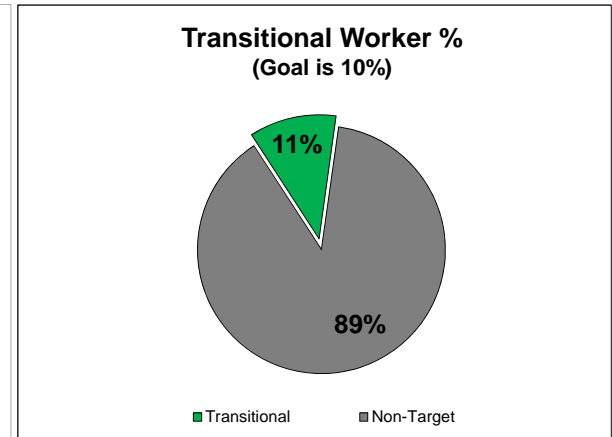
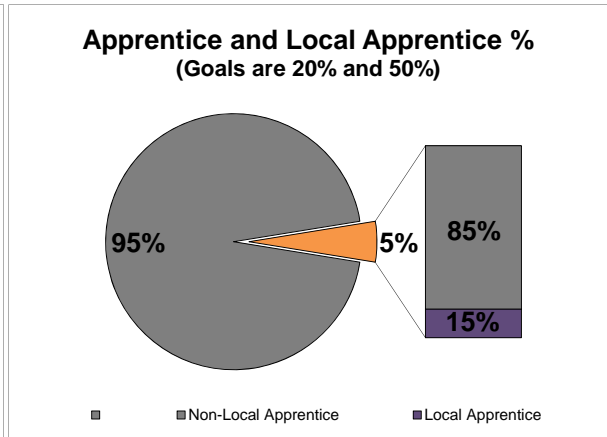
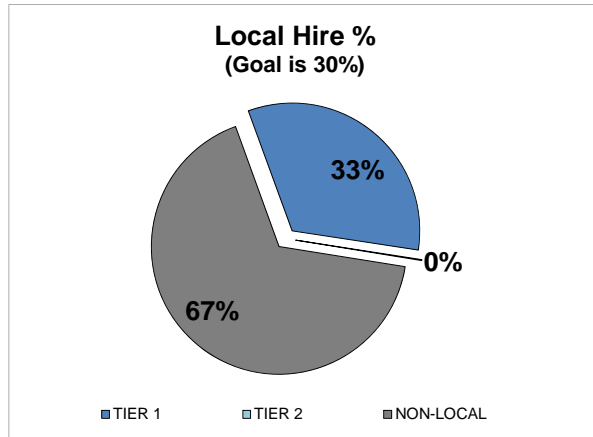


BUREAU OF CONTRACT ADMINISTRATION
DEPARTMENT OF PUBLIC WORKS, PUBLIC INFRASTRUCTURE STABILIZATION POLICY
Demolition of Parker Center/Police Facilities Building (Parker Center)
SUMMARY OF LOCAL HIRING @ 15% COMPLETION (Reporting Periods: 10%, 30%, 50%, 70%, 90%)
(July 2018 - December 2018)



MONTH/YEAR	Local Hours					Apprentice Hours					Transitional Hours			
	TIER 1	TIER 2	NON-LOCAL	TOTAL	LOCAL %	LOCAL APPRENTICE	NON-LOCAL APPRENTICE	TOTAL APPRENTICE	LOCAL APPRENTICE %	TOTAL APPRENTICE %	TRANSITIONAL	NON-TARGET	TOTAL	TRANSITIONAL %
Jul-18	-	-	80	80	0%	-	-	-	-	0%	-	80	80	0%
Aug-18	471	-	504	974	48%	104	92	196	53%	20%	399	576	974	41%
Sep-18	1,295	16	3,144	4,455	29%	-	302	302	0%	7%	456	3,999	4,455	10%
Oct-18	1,710		3,119	4,829	35%	-	152	152	0%	3%	533	4,296	4,829	11%
Nov-18	600		1,470	2,216	27%	-	34	34	0%	2%	160	2,056	2,216	7%
Dec-18	360	-	684	1,044	34%	-	16	16	0%	2%	-	1,044	1,044	0%
TO DATE	4,436	16	9,000	13,598	33%	104	596	700	15%	5%	1,548	12,050	13,598	11%

Data: Certified Payroll Reports

Local: Work hours performed by individuals whose primary residence is within Tier 1 or 2 zip code areas.

Tier 1: 90001, 90002, 90003, 90005, 90006, 90007, 90008, 90010, 90011, 90012, 90013, 90014, 90015, 90016, 90017, 90018, 90019, 90021, 90023, 90024, 90026, 90028, 90031, 90032, 90033, 90037, 90038, 90043, 90044, 90045, 90049, 90057, 90058, 90059, 90061, 90062, 90071, 90089, 90095, 90230, 90731, 90744, 90748, 90813, 91325, 91330, 91331, 91343, 91352, 91402

Tier 2: 90004, 90020, 90027, 90029, 90034, 90035, 90036, 90039, 90041, 90042, 90046, 90047, 90048, 90063, 90065, 90066, 90068, 90073, 90247, 90248, 90291, 90501, 90710, 91040, 91042, 91303, 91304, 91306, 91307, 91324, 91335, 91340, 91342, 91345, 91356, 91364, 91367, 91371, 91401, 91405, 91406, 91411, 91423, 91601, 91602, 91604, 91605, 91606, 91607

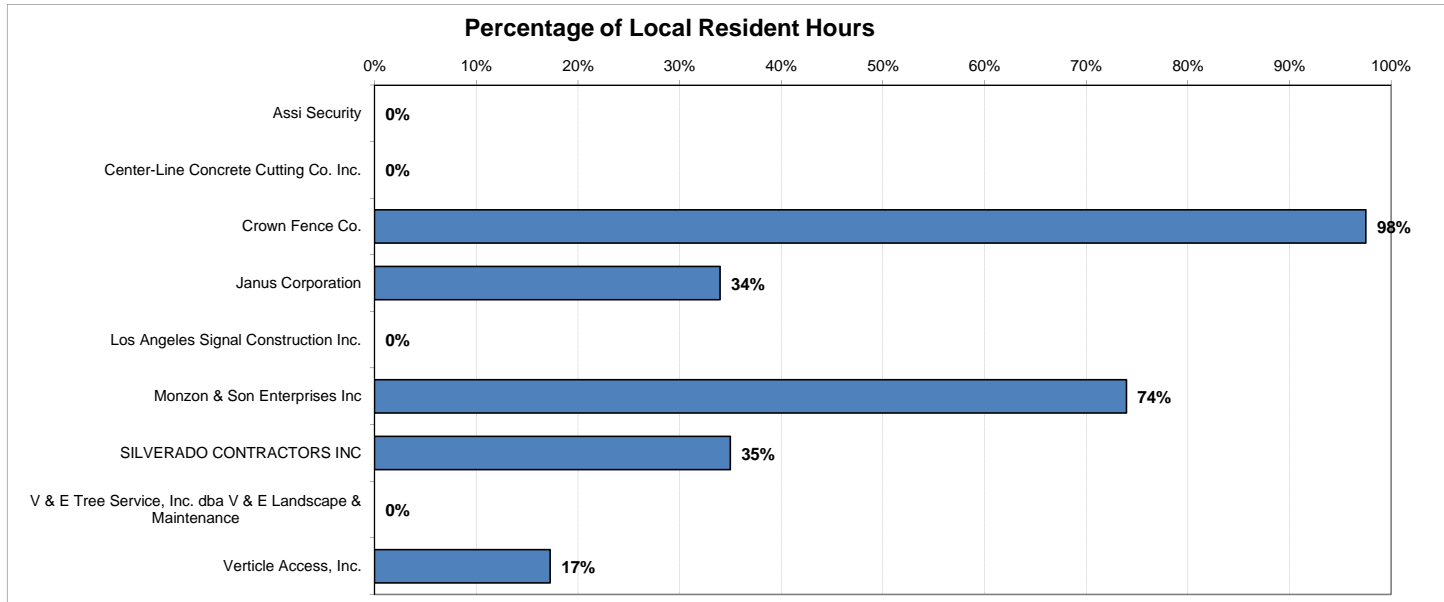
Transitional: Work hours performed by any individual whose primary place of residence is within the City of Los Angeles and who prior to commencing work on a Covered Project, has been certified by the Jobs Coordinator as either:

(a) having a household income of less than 50% of the Area Median Income (AMI), or

(b) faces at least one of the following barriers to employment: being homeless, receiving public assistance, lacking a GED or high school diploma, having a history of involvement with the justice system, being a single parent, or suffering from chronic unemployment or underemployment.

Local Apprentices: Work hours performed by an apprentice who is mentored in a bona fide labor-management construction apprenticeship program, registered and approved by the State of California Department of Industrial Relations or Division of Apprenticeship Standards (DIA) and whose primary place of residence is within Tier 1 or 2 zip code areas.

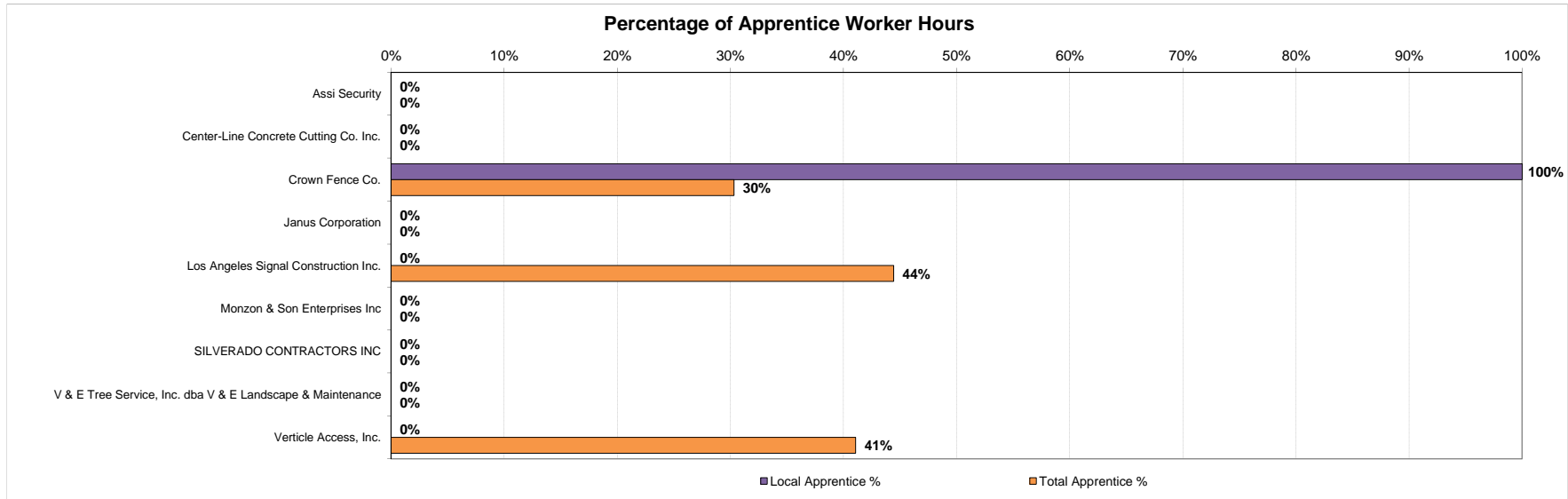
Demolition of Parker Center/Police Facilities Building (Parker Center)
Contractor Summary for Local Residents
SUMMARY OF LOCAL HIRING @ 15% COMPLETION (Reporting Periods: 10%, 30%, 50%, 70%, 90%)
(July 2018 - December 2018)



CONTRACTOR	HOURS				# OF WORKERS			
	Local	Non-Local	Total	Local %	Local	Non-Local	Total	Local %
Assi Security	0	56	56	0%	0	2	2	0%
Center-Line Concrete Cutting Co. Inc.	0	16	16	0%	0	2	2	0%
Crown Fence Co.	335	9	343	98%	3	1	4	75%
Janus Corporation	2,553	4,959	7,512	34%	12	28	40	30%
Los Angeles Signal Construction Inc.	0	36	36	0%	0	5	5	0%
Monzon & Son Enterprises Inc	21	8	29	74%	2	1	3	67%
SILVERADO CONTRACTORS INC	1,445	2,685	4,130	35%	5	21	26	19%
V & E Tree Service, Inc. dba V & E Landscape & Maintenance	0	64	64	0%	0	8	8	0%
Verticle Access, Inc.	244	1,168	1,412	17%	4	24	28	14%
TOTALS	4,598	9,000	13,598	34%	26	92	118	22%

Local: Work hours performed by individuals whose primary residence is within Tier 1 or 2 zip code areas.

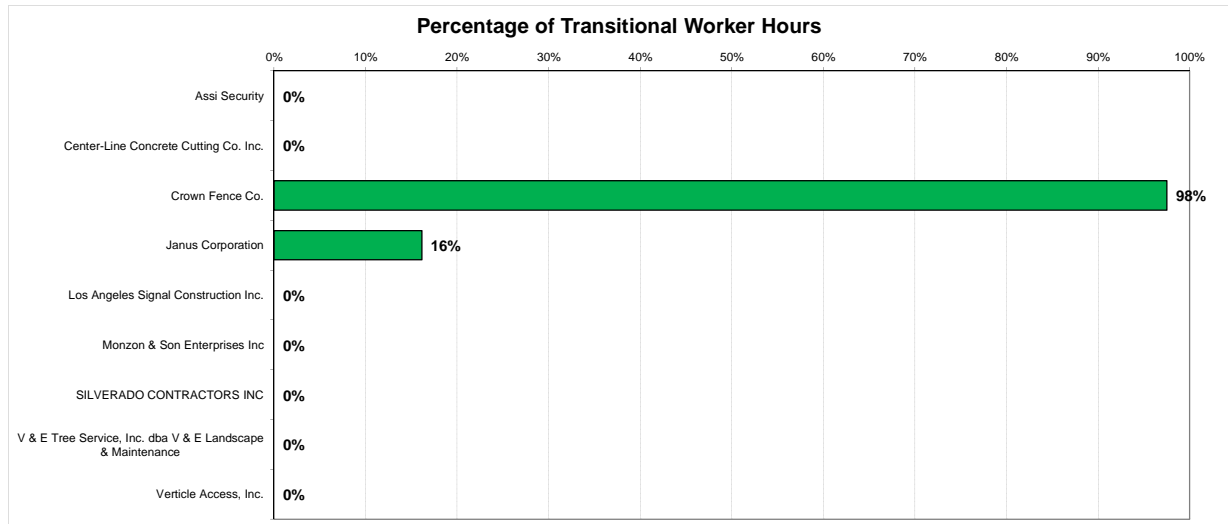
Demolition of Parker Center/Police Facilities Building (Parker Center)
Contractor Summary for Local Residents
SUMMARY OF LOCAL HIRING @ 15% COMPLETION (Reporting Periods: 10%, 30%, 50%, 70%, 90%)
(July 2018 - December 2018)



CONTRACTOR	HOURS						# OF WORKERS					
	Local Apprentice	Non-Local Apprentice	Total Apprentice	Total Hours	Local Apprentice %	Total Apprentice %	Local Apprentice	Non-Local Apprentice	Total Apprentice	Total Workers	Local Apprentice %	Total Apprentice %
Assi Security	0	0	0	56	-	0%	0	0	0	2	-	0%
Center-Line Concrete Cutting Co. Inc.	0	0	0	16	-	0%	0	0	0	2	-	0%
Crown Fence Co.	104	0	104	343	100%	30%	1	0	1	4	100%	25%
Janus Corporation	0	0	0	7,512	-	0%	0	0	0	40	-	0%
Los Angeles Signal Construction Inc.	0	16	16	36	0%	44%	0	2	2	5	0%	40%
Monzon & Son Enterprises Inc	0	0	0	29	-	0%	0	0	0	3	-	0%
SILVERADO CONTRACTORS INC	0	0	0	4,130	-	0%	0	0	0	26	-	0%
V & E Tree Service, Inc. dba V & E Landscape & Maintenance	0	0	0	64	-	0%	0	0	0	8	-	0%
Verticle Access, Inc.	0	580	580	1,412	0%	41%	0	12	12	28	0%	43%
TOTALS	104	596	700	13,598	15%	5%	1	14	15	118	7%	13%

Local Apprentice: Work hours performed by an apprentice who is indentured in a bona fide Labor/Management construction apprenticeship program, registered and approved by the State of California Department of Industrial Relations or Division of Apprenticeship Standards (DAS) and whose primary place of residence is within Tier 1 or 2 zip code areas.

Demolition of Parker Center/Police Facilities Building (Parker Center)
Contractor Summary for Local Residents
SUMMARY OF LOCAL HIRING @ 15% COMPLETION (Reporting Periods: 10%, 30%, 50%, 70%, 90%)
(July 2018 - December 2018)



CONTRACTOR	HOURS				# OF WORKERS			
	Transitional	Non-Target	Total	Transitional %	Transitional	Non-Target	Total	Transitional %
Assi Security	0	56	56	0%	0	2	2	0%
Center-Line Concrete Cutting Co. Inc.	0	16	16	0%	0	2	2	0%
Crown Fence Co.	335	9	343	98%	3	1	4	75%
Janus Corporation	1,213	6,299	7,512	16%	3	37	40	8%
Los Angeles Signal Construction Inc.	0	36	36	0%	0	5	5	0%
Monzon & Son Enterprises Inc	0	29	29	0%	0	3	3	0%
SILVERADO CONTRACTORS INC	0	4,130	4,130	0%	0	26	26	0%
V & E Tree Service, Inc. dba V & E Landscape & Maintenance	0	64	64	0%	0	8	8	0%
Verticle Access, Inc.	0	1,412	1,412	0%	0	28	28	0%
TOTALS	1,548	12,050	13,598	11%	6	112	118	5%

Transitional: Work hours performed by any individual whose primary place of residence is within the City of Los Angeles and who prior to commencing work on a Covered Project, has been certified by the Jobs Coordinator as either:

- (a) having a household income of less than 50% of the Area Median Income (AMI), or
- (b) faces at least one of the following barriers to employment: being homeless, receiving public assistance, lacking a GED or high school diploma, having a history of involvement with the justice system, being a single parent, or suffering from chronic unemployment or underemployment.