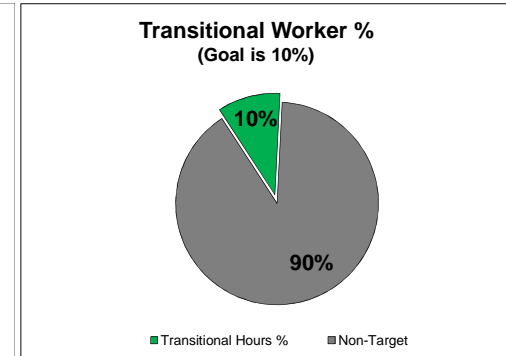
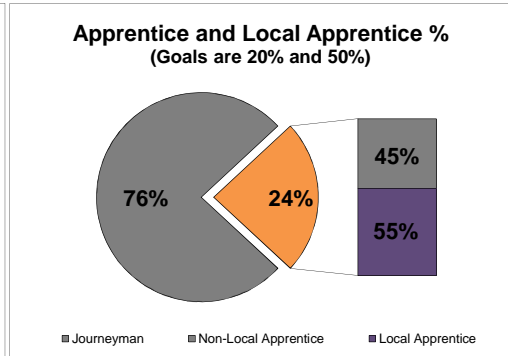
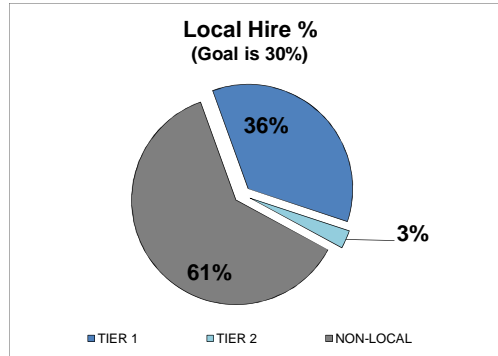


BUREAU OF CONTRACT ADMINISTRATION
DEPARTMENT OF PUBLIC WORKS, PUBLIC INFRASTRUCTURE STABILIZATION POLICY
SSRP Difficult to Access Reaches (DAR) 03 - NE LA: Eagle Rock, Los Feliz, and Griffith Park
SUMMARY OF LOCAL HIRING @ 28% COMPLETION (Reporting Periods: 10%, 30%, 50%, 70%, 90%)
(JULY 2017 - DECEMBER 2018)



MONTH/YEAR	Local Hours					Apprentice Hours					Transitional Hours			
	TIER 1	TIER 2	NON-LOCAL	TOTAL	LOCAL %	LOCAL APPRENTICE	NON-LOCAL APPRENTICE	TOTAL APPRENTICE	LOCAL APPRENTICE %	TOTAL APPRENTICE %	TRANSITIONAL	NON-TARGET	TOTAL	TRANSITIONAL %
July 2017	-	-	16	16	0%	-	-	-	-	0%	-	16	16	0%
August 2017	62	-	139	201	31%	-	68	68	0%	34%	-	201	201	0%
September 2017	139	8	192	339	43%	57	31	88	65%	26%	49	290	339	14%
October 2017	395	9	526	929	43%	164	117	281	58%	30%	118	812	929	13%
November 2017	378	-	685	1,063	36%	217	137	353	61%	33%	149	915	1,063	14%
December 2017	250	-	406	657	38%	139	109	248	56%	38%	53	603	657	8%
January 2018	387	-	647	1,034	37%	154	81	235	66%	23%	137	897	1,034	13%
February 2018	257	-	496	752	34%	102	71	173	59%	23%	66	686	752	9%
March 2018	289	-	568	856	34%	97	98	195	50%	23%	72	784	856	8%
April 2018	540	8	592	1,139	48%	144	120	264	55%	23%	130	1,010	1,139	11%
May 2018	385	4	517	905	43%	90	80	170	53%	19%	98	807	905	11%
June 2018	262	6	694	962	28%	52	116	168	31%	17%	59	903	962	6%
July 2018	32	-	198	230	14%	19	8	27	70%	12%	20	210	230	9%
August 2018	61	26	191	278	31%	-	63	63	0%	23%	4	274	278	1%
September 2018	182	41	320	543	41%	9	109	118	8%	22%	63	480	543	12%
October 2018	538	123	765	1,425	46%	228	69	297	77%	21%	120	1,305	1,425	8%
November 2018	74	107	360	541	33%	87	6	93	94%	17%	73	468	541	13%
December 2018	84	10	136	230	41%	40	-	40	100%	17%	-	230	230	0%
TO DATE	4,312	341	7,445	12,098	38%	1,598	1,281	2,879	55%	24%	1,209	10,889	12,098	10%

Data: Certified Payroll Reports

Local: Work hours performed by individuals whose primary residence is within Tier 1 or 2 zip code areas.

Tier 1: 90001, 90002, 90003, 90004, 90005, 90006, 90007, 90008, 90010, 90011, 90012, 90013, 90014, 90015, 90016, 90017, 90018, 90019, 90020, 90021, 90023, 90024, 90026, 90027, 90028, 90029, 90031, 90033, 90037, 90038, 90043, 90044, 90047, 90057, 90058, 90059, 90061, 90062, 90063, 90065, 90089, 90731, 90744, 91331, 91342, 91343, 91401, 91402, 91405, 91406, 91411, 91605, 91606

Tier 2: 90025, 90032, 90034, 90035, 90036, 90039, 90041, 90042, 90045, 90046, 90048, 90064, 90066, 90068, 90230, 90232, 90247, 90248, 90265, 90272, 90305, 90405, 90501, 90502, 90710, 90717, 90745, 90810, 90813, 91040, 91042, 91302, 91303, 91304, 91306, 91311, 91316, 91324, 91325, 91335, 91340, 91344, 91345, 91352, 91356, 91364, 91367, 91403, 91423, 91505, 91601, 91602, 91604, 91607

Transitional: Work hours performed by any individual whose primary place of residence is within the City of Los Angeles and who prior to commencing work on a Project, has been certified as satisfying at least one of the following criteria:

- Criteria (1) having a Veteran status; having a documented history of involvement with the criminal justice system; or being homeless.

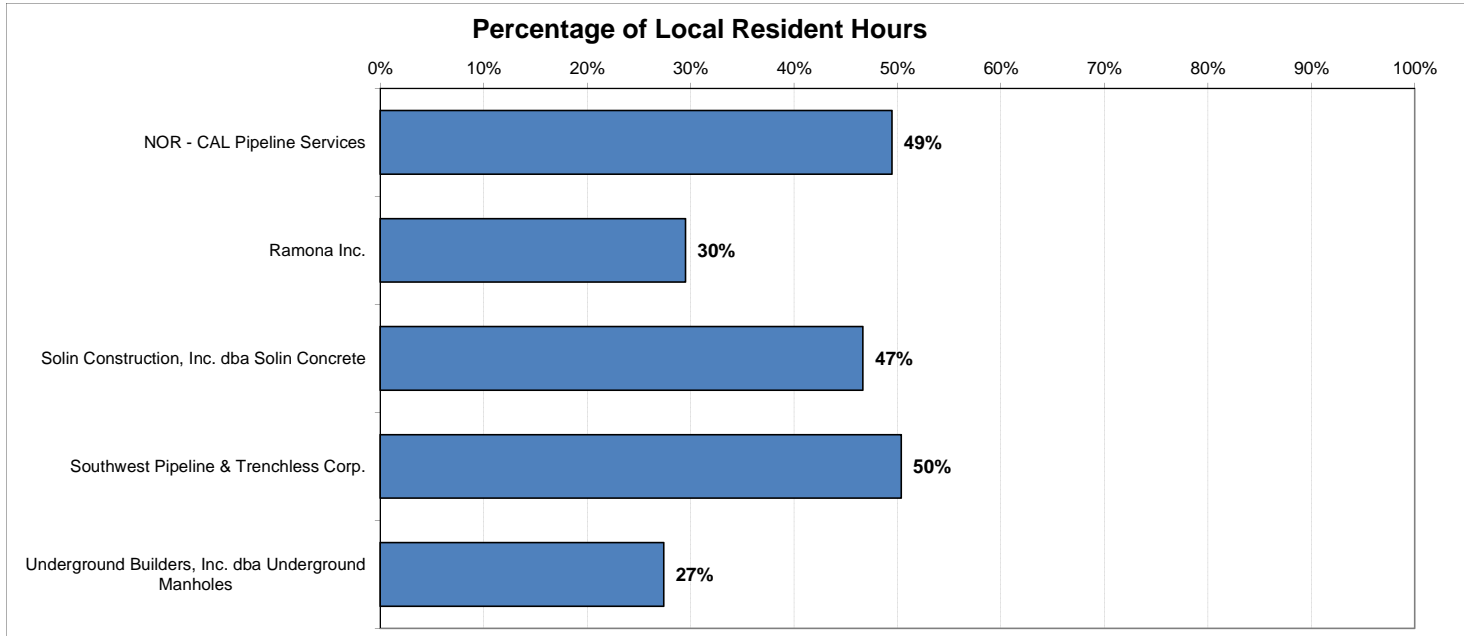
- If the Jobs Coordinator or Employer is not able to identify anyone using Criteria (1), Criteria (2) may be used.

- Criteria (2) is an individual facing two of the following barriers to employment: having a household income of less than 50% of the Los Angeles County's median annual household income, receiving public assistance, lacking a GED or high school diploma, being a custodial single parent, suffering from long-term unemployment, being emancipated from the foster care system, or being an apprentice with less than 15% of the apprenticeship hours required to graduate to journey level in a program as described in Section 1.3 of the Project Labor Agreement.

Local Apprentice: Work hours performed by an apprentice who is indentured in a bona fide Labor/Management construction apprenticeship program, registered and approved by the State of California Department of Industrial Relations or Division of Apprenticeship Standards (DAS) and whose primary place of residence is within Tier 1 or 2 zip code areas.

SSRP Difficult to Access Reaches (DAR) 03 - NE LA: Eagle Rock, Los Feliz, and Griffith Park

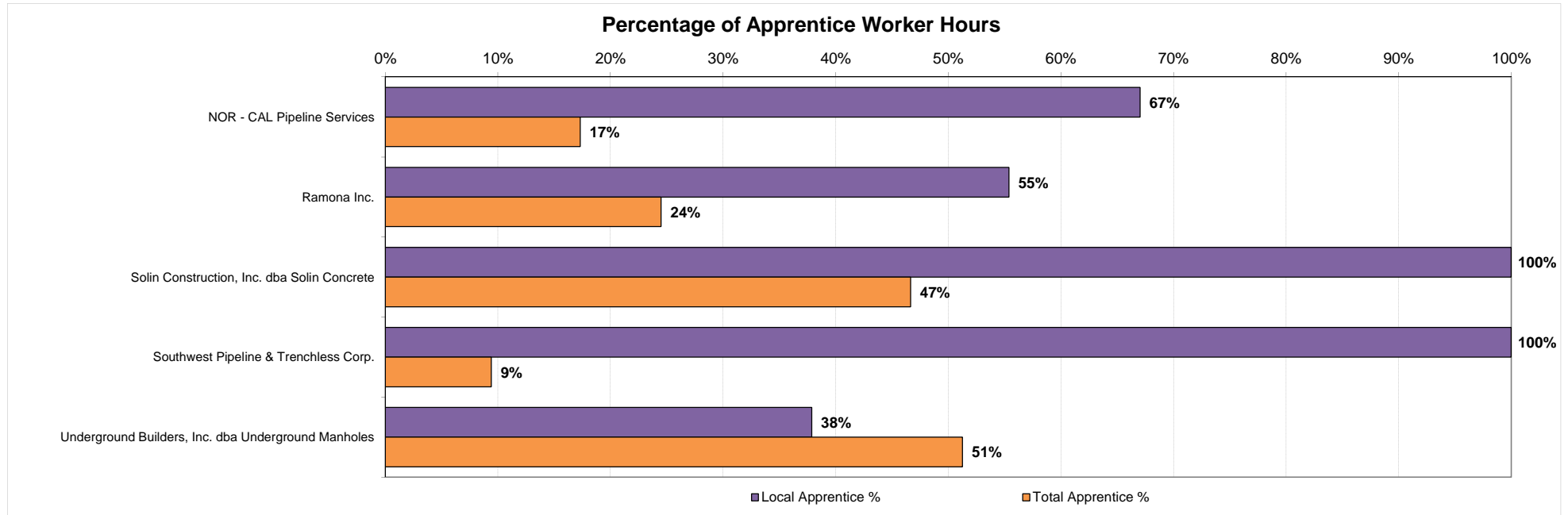
**Contractor Summary for Local Residents
(JULY 2017 - DECEMBER 2018)**



CONTRACTOR	HOURS				# OF WORKERS			
	Local	Non-Local	Total	Local %	Local	Non-Local	Total	Local %
NOR - CAL Pipeline Services	2,096	2,142	4,238	49%	8	18	26	31%
Ramona Inc.	1,484	3,544	5,027	30%	13	18	31	42%
Solin Construction, Inc. dba Solin Concrete	4	4	8	47%	1	1	2	50%
Southwest Pipeline & Trenchless Corp.	648	638	1,286	50%	10	17	27	37%
Underground Builders, Inc. dba Underground Manholes	422	1,118	1,540	27%	4	12	16	25%
TOTALS	4,653	7,445	12,098	38%	36	66	102	35%

Local: Work hours performed by individuals whose primary residence is within Tier 1 or 2 zip code areas.

**SSRP Difficult to Access Reaches (DAR) 03 - NE LA: Eagle Rock, Los Feliz, and Griffith Park
Contractor Summary for Apprentices
(JULY 2017 - DECEMBER 2018)**

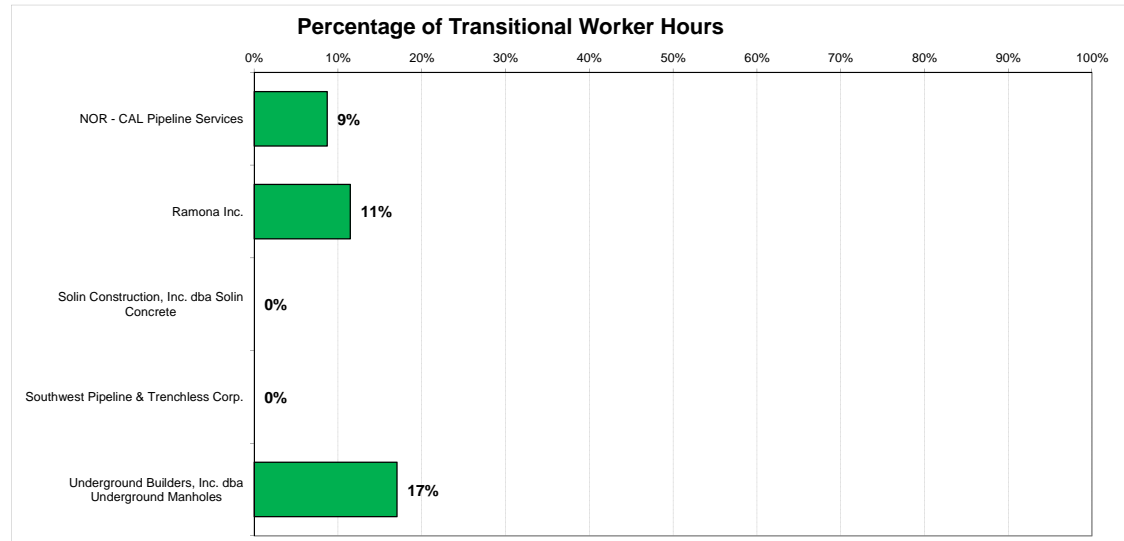


CONTRACTOR	HOURS						# OF WORKERS					
	Local Apprentice	Non-Local Apprentice	Total Apprentice	Total Hours	Local Apprentice %	Total Apprentice %	Local Apprentice	Non-Local Apprentice	Total Apprentice	Total Workers	Local Apprentice %	Total Apprentice %
NOR - CAL Pipeline Services	492	242	734	4,238	67%	17%	4	8	12	26	33%	46%
Ramona Inc.	682	549	1,231	5,027	55%	24%	6	7	13	31	46%	42%
Solin Construction, Inc. dba Solin Concrete	4	0	4	8	100%	47%	1	0	1	2	100%	50%
Southwest Pipeline & Trenchless Corp.	121	0	121	1,286	100%	9%	2	0	2	27	100%	7%
Underground Builders, Inc. dba Underground Manholes	299	490	789	1,540	38%	51%	3	7	10	16	30%	63%
TOTALS	1,598	1,281	2,879	12,098	55%	24%	16	22	38	102	42%	37%

Local Apprentice: Work hours performed by an apprentice who is indentured in a bona fide Labor/Management construction apprenticeship program, registered and approved by the State of California Department of Industrial Relations or Division of Apprenticeship Standards (DAS) and whose primary place of residence is within Tier 1 or 2 zip code areas.

SSRP Difficult to Access Reaches (DAR) 03 - NE LA: Eagle Rock, Los Feliz, and Griffith Park

**Contractor Summary for Transitional Workers
(JULY 2017 - DECEMBER 2018)**



CONTRACTOR	HOURS				# OF WORKERS			
	Transitional	Non-Target	Total	Transitional %	Transitional	Non-Target	Total	Transitional %
NOR - CAL Pipeline Services	370	3,869	4,238	9%	2	24	26	8%
Ramona Inc.	577	4,451	5,027	11%	2	29	31	6%
Solin Construction, Inc. dba Solin Concrete	0	8	8	0%	0	2	2	0%
Southwest Pipeline & Trenchless Corp.	0	1,286	1,286	0%	0	27	27	0%
Underground Builders, Inc. dba Underground Manholes	263	1,277	1,540	17%	2	14	16	13%
TOTALS	1,209	10,889	12,098	10%	6	96	102	6%

Transitional: Work hours performed by any individual whose primary place of residence is within the City of Los Angeles and who prior to commencing work on a Project, has been certified as satisfying at least one of the following criteria:

- Criteria (1) having a Veteran status; having a documented history of involvement with the criminal justice system; or being homeless.

If the Jobs Coordinator or Employer is not able to identify anyone using Criteria (1), Criteria (2) may be used.

- Criteria (2) is an individual facing two of the following barriers to employment: having a household income of less than 50% of the Los Angeles County's median annual household income, receiving public assistance, lacking a GED or high school diploma, being a custodial single parent, suffering from long-term unemployment, being emancipated from the foster care system, or being an apprentice with less than 15% of the apprenticeship hours required to graduate to journey level in a program as described in Section 1.3 of the Project Labor Agreement.