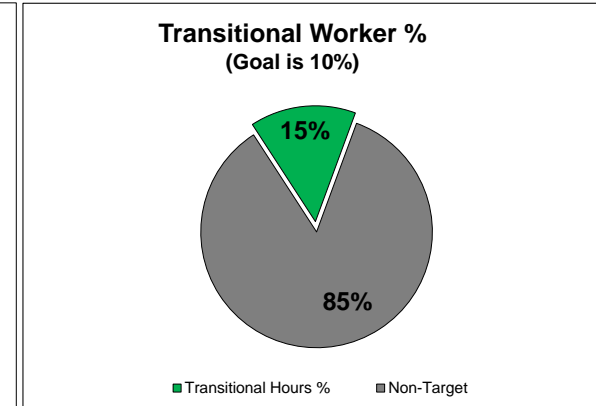
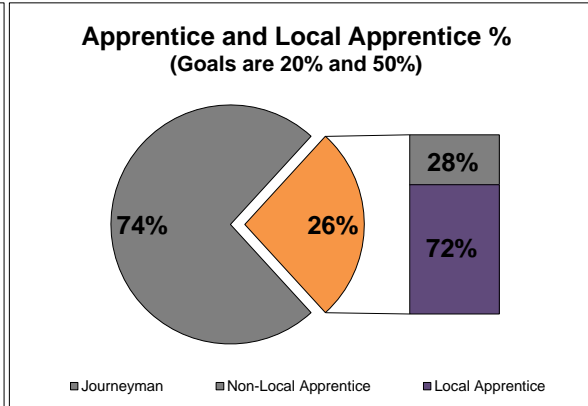
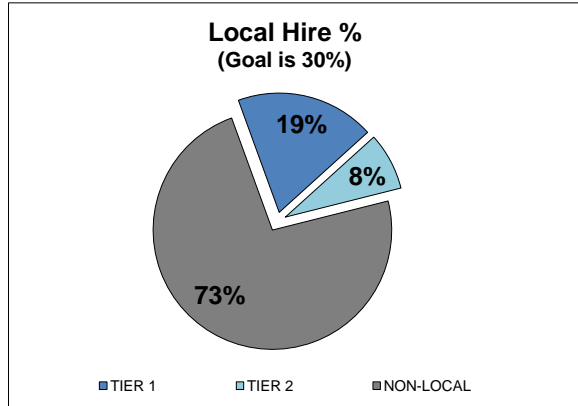


BUREAU OF CONTRACT ADMINISTRATION
DEPARTMENT OF PUBLIC WORKS, PUBLIC INFRASTRUCTURE STABILIZATION POLICY
Secondary Sewer Renewal Program (SSRP) P06 El Sereno and Edison
SUMMARY OF LOCAL HIRING @ 47 % COMPLETION (Reporting Periods: 10%, 30%, 50%, 70%, 90%)
(DECEMBER 2017 - DECEMBER 2018)



MONTH/YEAR	Local Hours					Apprentice Hours					Transitional Hours			
	TIER 1	TIER 2	NON-LOCAL	TOTAL	LOCAL %	LOCAL APPRENTICE	NON-LOCAL APPRENTICE	TOTAL APPRENTICE	LOCAL APPRENTICE %	TOTAL APPRENTICE %	TRANSITIONAL	NON-TARGET	TOTAL	TRANSITIONAL %
December 2017	-	-	39	39	0%	-	-	-	-	0%	-	39	39	0%
January 2018	41	8	138	186	26%	8	-	8	100%	4%	8	178	186	4%
February 2018	151	-	669	820	18%	135	132	267	50%	33%	38	782	820	5%
March 2018	199	202	712	1,112	36%	328	192	520	63%	47%	154	959	1,112	14%
April 2018	216	88	750	1,054	29%	290	130	420	69%	40%	168	886	1,054	16%
May 2018	150	48	898	1,095	18%	168	57	225	75%	21%	120	976	1,095	11%
June 2018	218	93	941	1,251	25%	227	48	275	83%	22%	177	1,075	1,251	14%
July 2018	53	161	1,076	1,289	17%	209	56	265	79%	21%	193	1,096	1,289	15%
August 2018	140	227	1,444	1,810	20%	319	175	494	65%	27%	287	1,524	1,810	16%
September 2018	409	121	1,254	1,784	30%	402	265	667	60%	37%	370	1,415	1,784	21%
October 2018	667	294	2,305	3,266	29%	573	151	724	79%	22%	524	2,742	3,266	16%
November 2018	687	32	1,455	2,174	33%	369	-	369	100%	17%	319	1,855	2,174	15%
December 2018	198	18	485	700	31%	134	16	150	89%	21%	95	606	700	14%
TO DATE	3,125	1,290	12,164	16,579	27%	3,160	1,221	4,381	72%	26%	2,450	14,129	16,579	15%

Data: Certified Payroll Reports

Local: Work hours performed by individuals whose primary residence is within Tier 1 or 2 zip code areas.

Tier 1: 90001, 90002, 90003, 90005, 90006, 90007, 90008, 90010, 90011, 90012, 90013, 90014, 90015, 90016, 90017, 90018, 90019, 90021, 90023, 90024, 90026, 90028, 90031, 90032, 90033, 90037, 90038, 90043, 90044, 90045, 90048, 90057, 90058, 90059, 90061, 90062, 90071, 90089, 90095, 90230, 90731, 90744, 90748, 90813, 91325, 91330, 91331, 91343, 91352, 91402

Tier 2: 90004, 90020, 90027, 90029, 90034, 90035, 90036, 90039, 90041, 90042, 90046, 90047, 90048, 90063, 90065, 90066, 90068, 90073, 90247, 90248, 90291, 90501, 90710, 91040, 91042, 91303, 91304, 91306, 91307, 91324, 91335, 91340, 91342, 91345, 91356, 91364, 91367, 91371, 91401, 91405, 91406, 91411, 91423, 91601, 91602, 91604, 91605, 91606, 91607

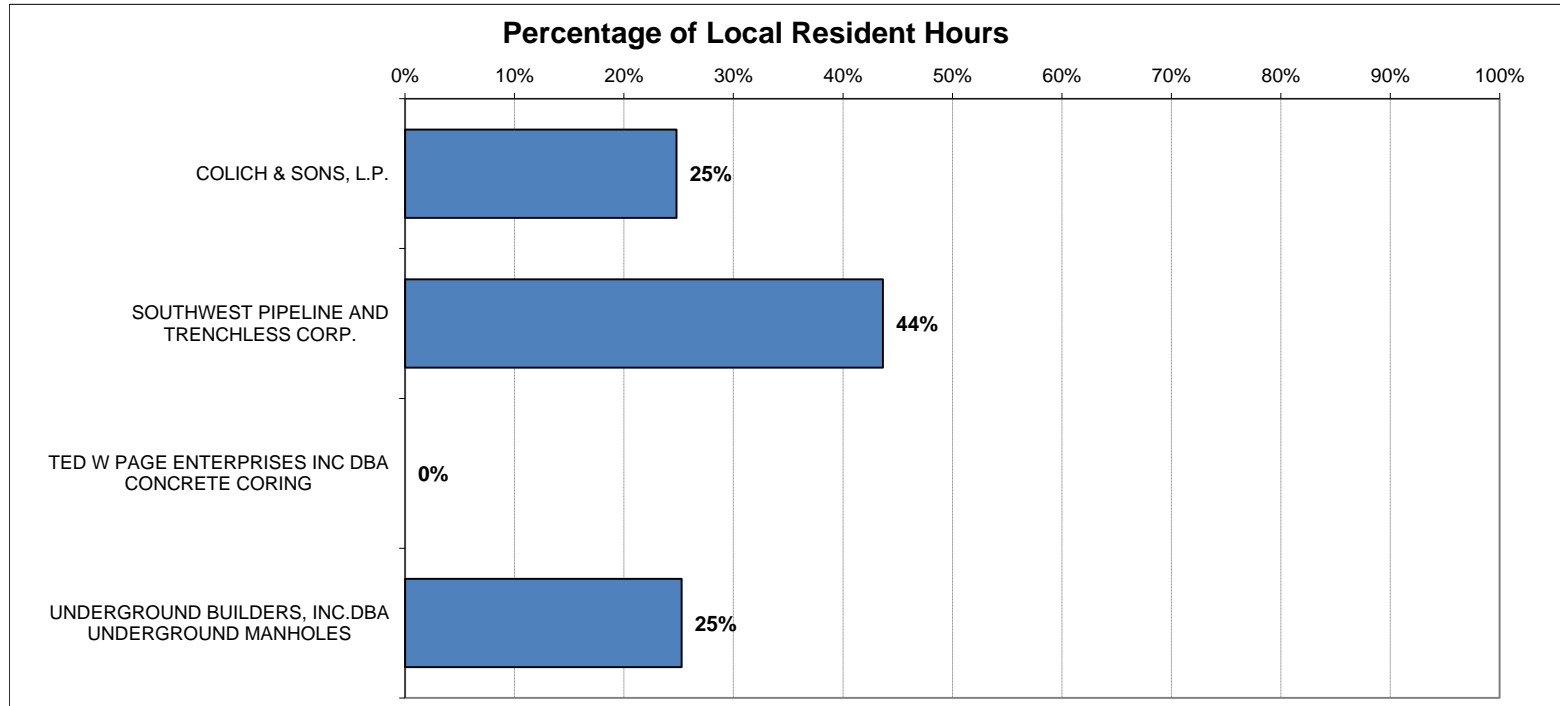
Transitional: Work hours performed by any individual whose primary place of residence is within the City of Los Angeles and who prior to commencing work on a Project, has been certified by the Jobs Coordinator as either:

(a) having a household income of less than 50% of the Area Median Income (AMI), or

(b) faces at least one of the following barriers to employment: being homeless, receiving public assistance, lacking a GED or high school diploma, having a history of involvement with the justice system, being a single parent, or suffering from chronic unemployment or underemployment.

Local Apprentice: Work hours performed by an apprentice who is indentured in a bona fide Labor/Management construction apprenticeship program, registered and approved by the State of California Department of Industrial Relations or Division of Apprenticeship Standards (DAS) and whose primary place of residence is within Tier 1 or 2 zip code areas.

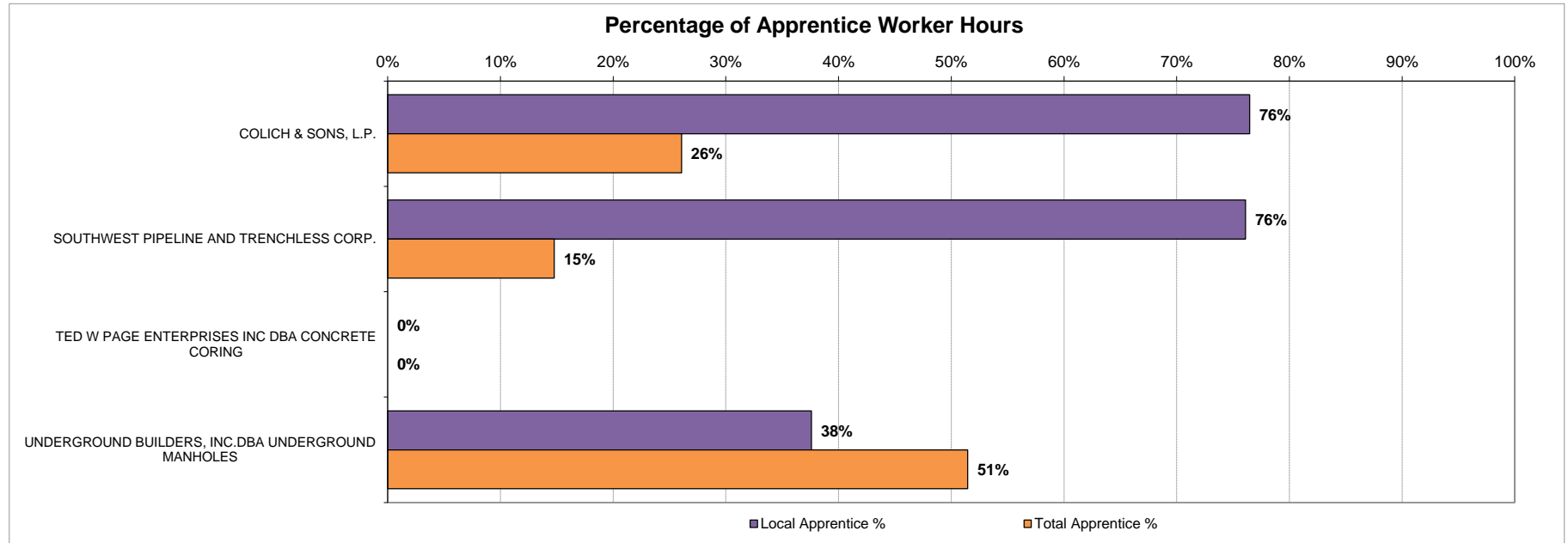
**Secondary Sewer Renewal Program (SSRP) P06 El Sereno and Edison
Contractor Summary for Local Residents
(DECEMBER 2017 - DECEMBER 2018)**



CONTRACTOR	HOURS				# OF WORKERS			
	Local	Non-Local	Total	Local %	Local	Non-Local	Total	Local %
COLICH & SONS, L.P.	3,484	10,558	14,042	25%	14	22	36	39%
SOUTHWEST PIPELINE AND TRENCH	693	894	1,587	44%	8	15	23	35%
TED W PAGE ENTERPRISES INC DBA	0	4	4	0%	0	1	1	0%
UNDERGROUND BUILDERS, INC.DBA	239	708	947	25%	5	12	17	29%
TOTALS	4,415	12,164	16,579	27%	27	50	77	35%

Local: Work hours performed by individuals whose primary residence is within Tier 1 or 2 zip code areas.

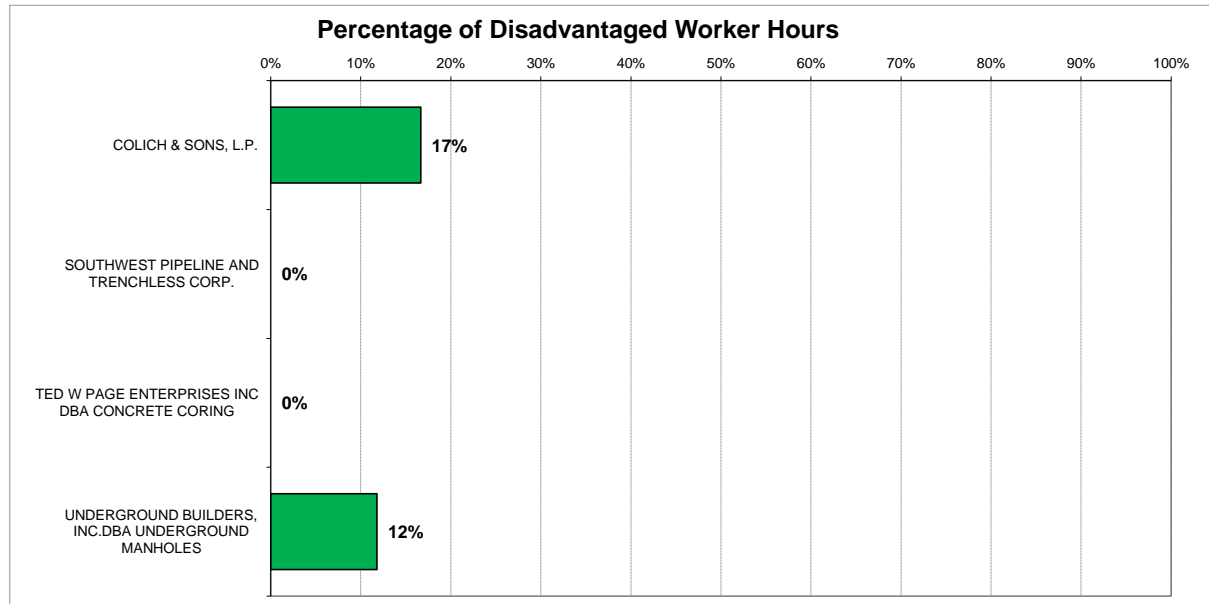
**Secondary Sewer Renewal Program (SSRP) P06 El Sereno and Edison
Contractor Summary for Apprentices
(DECEMBER 2017 - DECEMBER 2018)**



CONTRACTOR	HOURS						# OF WORKERS					
	Local Apprentice	Non-Local Apprentice	Total Apprentice	Total Hours	Local Apprentice %	Total Apprentice %	Local Apprentice	Non-Local Apprentice	Total Apprentice	Total Workers	Local Apprentice %	Total Apprentice %
COLICH & SONS, L.P.	2,799	861	3,659	14,042	76%	26%	9	4	13	36	69%	36%
SOUTHWEST PIPELINE AND TRENCH	179	56	235	1,587	76%	15%	1	2	3	23	33%	13%
TED W PAGE ENTERPRISES INC DBA	0	0	0	4	-	0%	0	0	0	1	-	0%
UNDERGROUND BUILDERS, INC. DBA	183	304	488	947	38%	51%	3	4	7	17	43%	41%
TOTALS	3,160	1,221	4,381	16,579	72%	26%	13	10	23	77	57%	30%

Local Apprentice: Work hours performed by an apprentice who is indentured in a bona fide Labor/Management construction apprenticeship program, registered and approved by the State of California Department of Industrial Relations or Division of Apprenticeship Standards (DAS) and whose primary place of residence is within Tier 1 or 2 zip code areas.

**Secondary Sewer Renewal Program (SSRP) P06 EI Sereno and Edison
Contractor Summary for Transitional Workers
(DECEMBER 2017 - DECEMBER 2018)**



CONTRACTOR	HOURS				# OF WORKERS			
	Transitional	Non-Target	Total	Transitional %	Transitional	Non-Target	Total	Transitional %
COLICH & SONS, L.P.	2,338	11,704	14,042	17%	4	32	36	11%
SOUTHWEST PIPELINE AND TRENCH	0	1,587	1,587	0%	0	23	23	0%
TED W PAGE ENTERPRISES INC DBA	0	4	4	0%	0	1	1	0%
UNDERGROUND BUILDERS, INC. DBA	112	836	947	12%	2	15	17	12%
TOTALS	2,450	14,129	16,579	15%	6	71	77	8%

Disadvantaged: Work hours performed by any individual whose primary place of residence is within the City of Los Angeles and who prior to commencing work on a Project, has been certified by the Jobs Coordinator as satisfying at least one of the following criteria:

Criteria (1) having a Veteran status; having documented history of involvement with the criminal justice system; or being homeless.

If the Jobs Coordinator or Employer is not able to identify anyone using Criteria (1), Criteria (2) may be used.

Criteria (2) is an individual facing two of the following barriers to employment: having a household income of less than 50% of the Los Angeles County's median annual household income, receiving public assistance, lacking a GED or high school diploma, being a custodial single parent, suffering from long-term unemployment, being emancipated from the foster care system, or being an apprentice with less than 15% of the apprenticeship hours required to graduate to journey level in a program as described in Section 1.3 of the PLA Agreement.