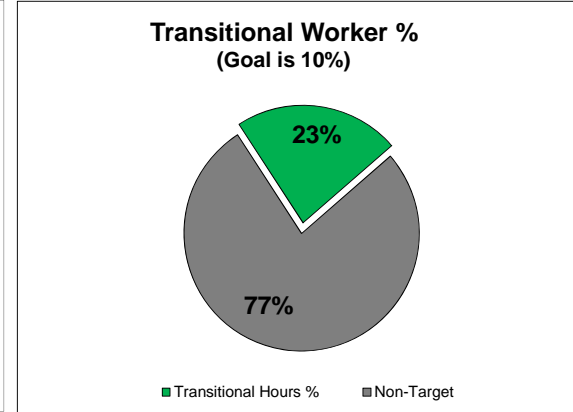
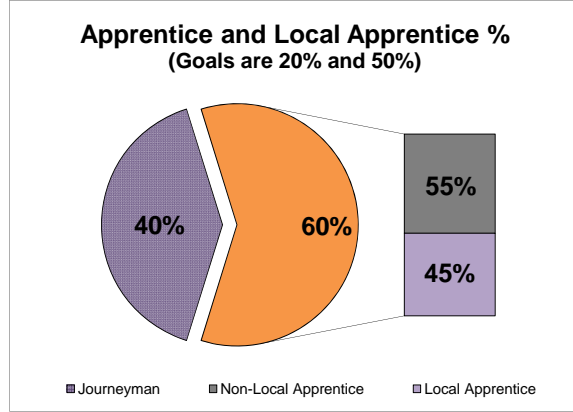
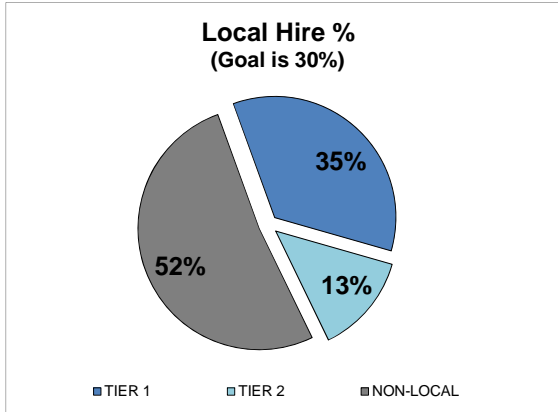


**BUREAU OF CONTRACT ADMINISTRATION**  
**DEPARTMENT OF PUBLIC WORKS, PUBLIC INFRASTRUCTURE STABILIZATION POLICY**  
**SOUTH HALL SOLAR PHOTOVOLTAIC ROOF SYSTEM W.O. E1907944F**  
**SUMMARY OF LOCAL HIRING @ 100% COMPLETION (Reporting Periods: 10%, 30%, 50%, 70%, 90%)**  
**SEPTEMBER 2017 - MAY 2018 Final Report**



MONTH/YEAR	Local Hours					Apprentice Hours					Transitional Hours			
	TIER 1	TIER 2	NON-LOCAL	TOTAL	LOCAL %	LOCAL APPRENTICE	NON-LOCAL APPRENTICE	TOTAL APPRENTICE	LOCAL APPRENTICE %	TOTAL APPRENTICE %	TRANSITIONAL	NON-TARGET	TOTAL	TRANSITIONAL %
September 2017	136	-	247	383	36%	44	227	271	16%	71%	40	343	383	10%
October 2017	603	397	1,401	2,401	42%	616	912	1,528	40%	64%	322	2,079	2,401	13%
November 2017	894	542	1,513	2,949	49%	833	960	1,793	46%	61%	565	2,384	2,949	19%
December 2017	1,171	448	1,586	3,205	51%	789	999	1,788	44%	56%	627	2,578	3,205	20%
January 2018	811	133	837	1,781	53%	433	580	1,013	43%	57%	601	1,180	1,781	34%
February 2018	799	127	1,037	1,963	47%	601	541	1,142	53%	58%	625	1,338	1,963	32%
March 2018	349	114	335	798	58%	373	170	543	69%	68%	358	440	798	45%
April 2018	60	85	162	307	47%	40	100	140	29%	46%	-	307	307	0%
<b>TO DATE</b>	<b>4,823</b>	<b>1,846</b>	<b>7,117</b>	<b>13,785</b>	<b>48%</b>	<b>3,729</b>	<b>4,489</b>	<b>8,217</b>	<b>45%</b>	<b>60%</b>	<b>3,137</b>	<b>10,648</b>	<b>13,785</b>	<b>23%</b>

Data: Certified Payroll Reports

**Local:** Work hours performed by individuals whose primary residence is within Tier 1 or 2 zip code areas.

**Tier 1:** 90001, 90002, 90003, 90004, 90005, 90006, 90007, 90008, 90010, 90011, 90012, 90013, 90014, 90015, 90016, 90017, 90018, 90019, 90020, 90021, 90023, 90024, 90026, 90027, 90028, 90029, 90031, 90033, 90037, 90038, 90043, 90044, 90047, 90057, 90058, 90059, 90061, 90062, 90063, 90065, 90089, 90731, 90744, 91331, 91342, 91343, 91401, 91402, 91405, 91406, 91411, 91605, 91606

**Tier 2:** 90025, 90032, 90034, 90035, 90036, 90039, 90041, 90042, 90045, 90046, 90048, 90064, 90066, 90068, 90230, 90232, 90247, 90248, 90265, 90272, 90305, 90405, 90501, 90502, 90710, 90717, 90745, 90810, 90813, 91040, 91042, 91302, 91303, 91304, 91306, 91311, 91316, 91324, 91325, 91335, 91340, 91344, 91345, 91352, 91356, 91364, 91367, 91403, 91423, 91505, 91601, 91602, 91604, 91607

**Transitional:** Work hours performed by any individual whose primary place of residence is within the City of Los Angeles and who prior to commencing work on a Project, has been certified as satisfying at least one of the following criteria:

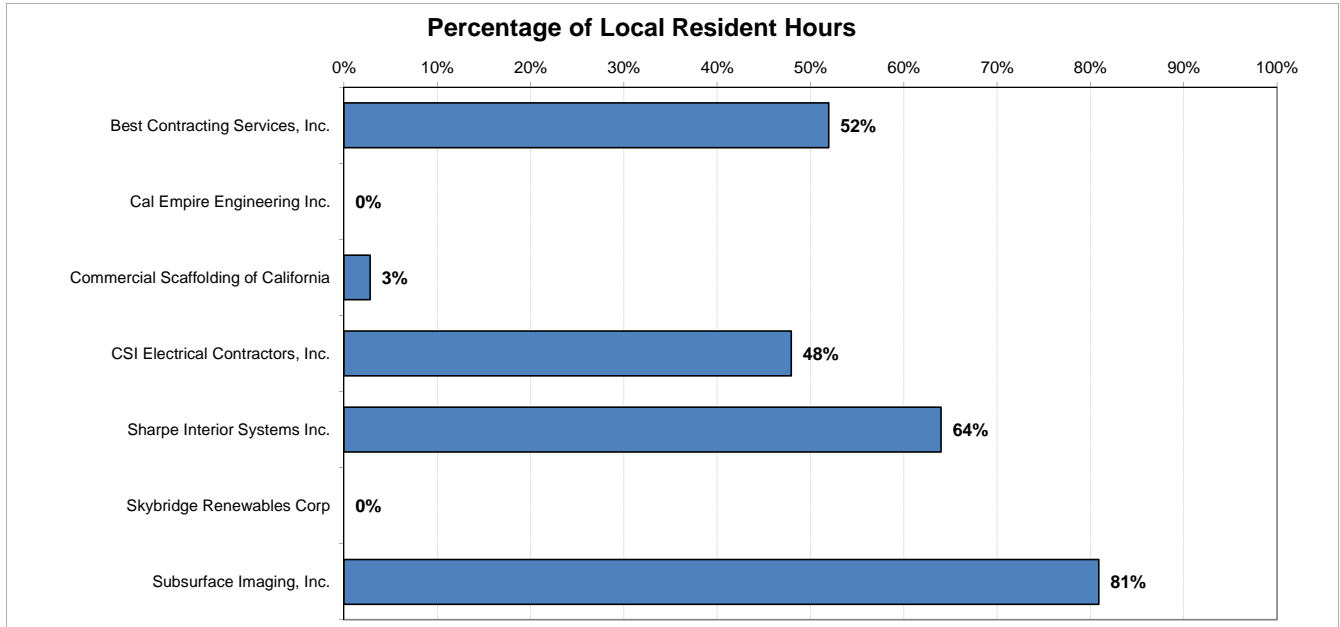
- Criteria (1) having a Veteran status; having a documented history of involvement with the criminal justice system; or being homeless.

If the Jobs Coordinator or Employer is not able to identify anyone using Criteria (1), Criteria (2) may be used.

- Criteria (2) is an individual facing two of the following barriers to employment: having a household income of less than 50% of the Los Angeles County's median annual household income, receiving public assistance, lacking a GED or high school diploma, being a custodial single parent, suffering from long-term unemployment, being emancipated from the foster care system, or being an apprentice with less than 15% of the apprenticeship hours required to graduate to journey level in a program as described in Section 1.3 of the Project Labor Agreement.

**Local Apprentice:** Work hours performed by an apprentice who is indentured in a bona fide Labor/Management construction apprenticeship program, registered and approved by the State of California Department of Industrial Relations or Division of Apprenticeship Standards (DAS) and whose primary place of residence is within Tier 1 or 2 zip code areas.

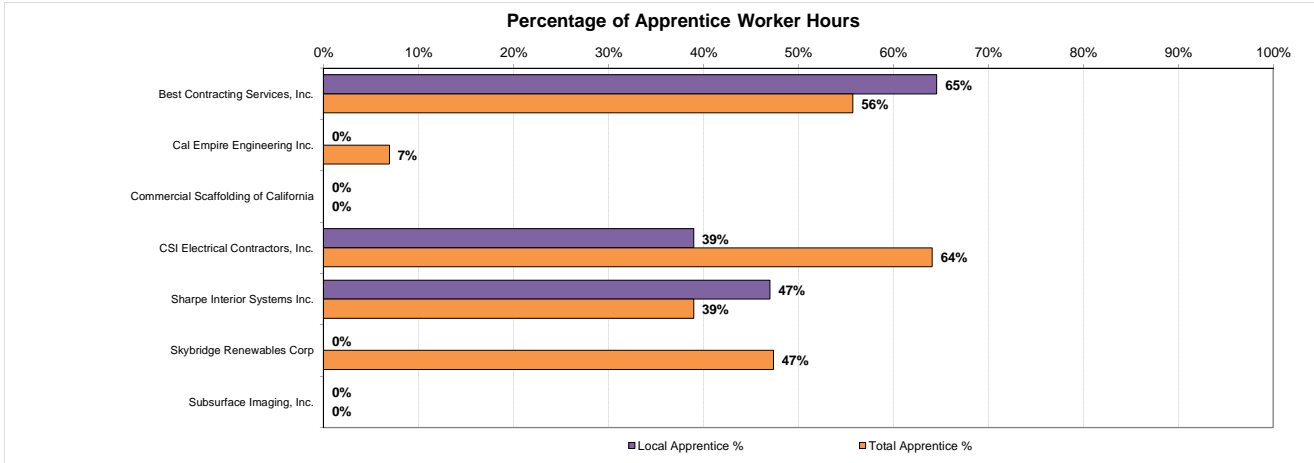
**SOUTH HALL SOLAR PHOTOVOLTAIC ROOF SYSTEM W.O. E1907944F**  
**Contractor Summary for Local Residents**  
**SEPTEMBER 2017 - MAY 2018 Final Report**



CONTRACTOR	HOURS				# OF WORKERS			
	Local	Non-Local	Total	Local %	Local	Non-Local	Total	Local %
Best Contracting Services, Inc.	1,992	1,841	3,833	52%	13	34	47	28%
Cal Empire Engineering Inc.	0	115	115	0%	0	5	5	0%
Commercial Scaffolding of California	3	104	107	3%	1	9	10	10%
CSI Electrical Contractors, Inc.	4,401	4,778	9,179	48%	22	23	45	49%
Sharpe Interior Systems Inc.	192	108	300	64%	6	7	13	46%
Skybridge Renewables Corp	0	152	152	0%	0	3	3	0%
Subsurface Imaging, Inc.	81	19	100	81%	0			-
<b>TOTALS</b>	<b>6,668</b>	<b>7,117</b>	<b>13,785</b>	<b>48%</b>	<b>42</b>	<b>81</b>	<b>123</b>	<b>34%</b>

Local: Work hours performed by individuals whose primary residence is within Tier 1 or 2 zip code areas.

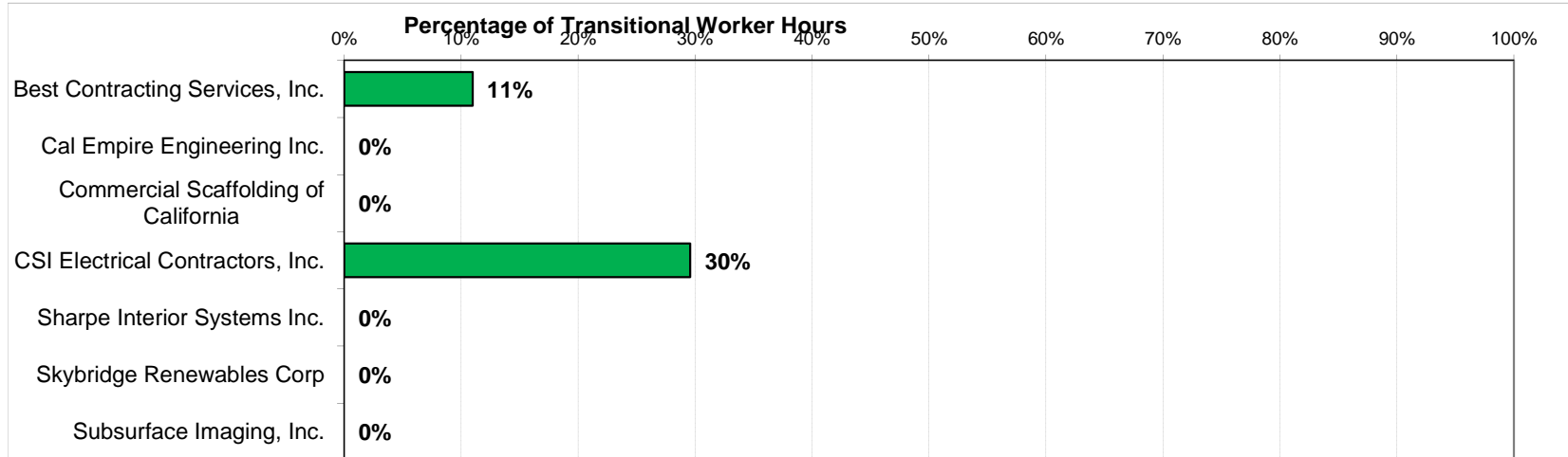
**SOUTH HALL SOLAR PHOTOVOLTAIC ROOF SYSTEM W.O. E1907944F**  
**Contractor Summary for Apprentices**  
**SEPTEMBER 2017 - MAY 2018 Final Report**



CONTRACTOR	HOURS						# OF WORKERS					
	Local Apprentice	Non-Local Apprentice	Total Apprentice	Total Hours	Local Apprentice %	Total Apprentice %	Local Apprentice	Non-Local Apprentice	Total Apprentice	Total Workers	Local Apprentice %	Total Apprentice %
Best Contracting Services, Inc.	1,380	757	2,137	3,833	65%	56%	6	14	20	47	30%	43%
Cal Empire Engineering Inc.	0	8	8	115	0%	7%	0	1	1	5	0%	20%
Commercial Scaffolding of California	0	0	0	107	-	0%	0	0	0	10	-	0%
CSI Electrical Contractors, Inc.	2,294	3,590	5,883	9,179	39%	64%	14	15	29	45	48%	64%
Sharpe Interior Systems Inc.	55	62	117	300	47%	39%	1	3	4	13	25%	31%
Skybridge Renewables Corp	0	72	72	152	0%	47%	0	2	2	3	0%	67%
Subsurface Imaging, Inc.	0	0	0	100	-	0%	0	0	0	0	-	-
<b>TOTALS</b>	<b>3,729</b>	<b>4,489</b>	<b>8,217</b>	<b>13,785</b>	<b>45%</b>	<b>60%</b>	<b>21</b>	<b>35</b>	<b>56</b>	<b>123</b>	<b>38%</b>	<b>46%</b>

Local Apprentice: Work hours performed by an apprentice who is indentured in a bona fide Labor/Management construction apprenticeship program, registered and approved by the State of California Department of Industrial Relations or Division of Apprenticeship Standards (DAS) and whose primary place of residence is within Tier 1 or 2 zip code areas.

**SOUTH HALL SOLAR PHOTOVOLTAIC ROOF SYSTEM W.O. E1907944F**  
**Contractor Summary for Transitional Workers**  
**SEPTEMBER 2017 - MAY 2018 Final Report**



CONTRACTOR	HOURS				# OF WORKERS			
	Transitional	Non-Target	Total	Transitional %	Transitional	Non-Target	Total	Transitional %
Best Contracting Services, Inc.	421	3,412	3,833	11%	3	44	47	6%
Cal Empire Engineering Inc.	0	115	115	0%	0	5	5	0%
Commercial Scaffolding of California	0	107	107	0%	0	10	10	0%
CSI Electrical Contractors, Inc.	2,716	6,463	9,179	30%	5	38	45	11%
Sharpe Interior Systems Inc.	0	300	300	0%	0	13	13	0%
Skybridge Renewables Corp	0	152	152	0%	0	3	3	0%
Subsurface Imaging, Inc.	0	100	100	0%		7	7	0%
<b>TOTALS</b>	<b>3,137</b>	<b>10,648</b>	<b>13,785</b>	<b>23%</b>	<b>8</b>	<b>120</b>	<b>130</b>	<b>6%</b>

**Transitional:** Work hours performed by any individual whose primary place of residence is within the City of Los Angeles and who prior to commencing work on a Project, has been certified as satisfying at least one of the following criteria:

- Criteria (1) having a Veteran status; having a documented history of involvement with the criminal justice system; or being homeless.
- If the Jobs Coordinator or Employer is not able to identify anyone using Criteria (1), Criteria (2) may be used.

- Criteria (2) is an individual facing two of the following barriers to employment: having a household income of less than 50% of the Los Angeles County's median annual household income, receiving public assistance, lacking a GED or high school diploma, being a custodial single parent, suffering from long-term unemployment, being emancipated from the foster care system, or being an apprentice with less than 15% of the apprenticeship hours required to graduate to journey level in a program as described in Section 1.3 of the Project Labor Agreement.

