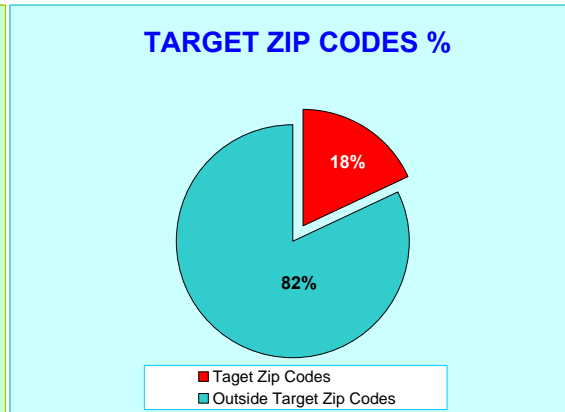
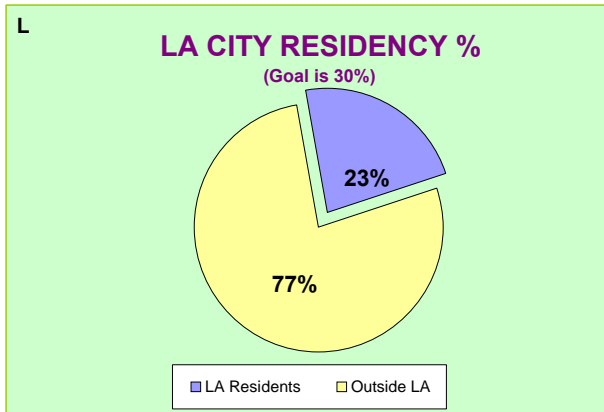


BUREAU OF CONTRACT ADMINISTRATION

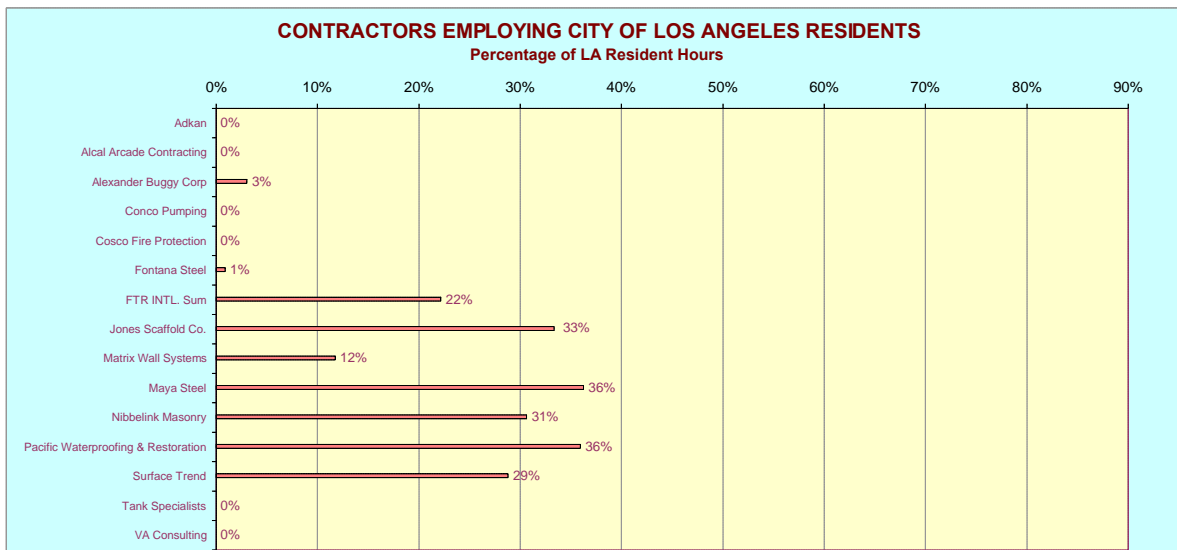
Hollenbeck Police Station

SUMMARY OF LOCAL HIRING @ 50% COMPLETION

(April 2006 -- Apr 2007)



MONTH	HOURS				HOURS			
	LA Residents	Outside LA	Total	LA Residents %	Target Zip	Outside Target	Total	Target Zip %
April 2006	334	743	1,077	31%	334	743	1,077	31%
May 2006	1,260	3,372	4,632	27%	1,260	3,372	4,632	27%
June 2006	982	3,804	4,786	21%	957	3,830	4,786	20%
July 2006	1,219	3,565	4,784	25%	951	3,834	4,784	20%
Aug 2006	858	2,719	3,577	24%	541	3,036	3,577	15%
Sept 2006	1,145	4,200	5,345	21%	810	4,535	5,345	15%
Oct 2006	1,379	5,189	6,568	21%	1,042	5,527	6,568	16%
Nov 2006	921	4,034	4,955	19%	749	4,206	4,955	15%
Dec 2006	1,940	6,572	8,512	23%	1,537	6,975	8,512	18%
Jan 2007	1,940	6,296	8,236	24%	1,537	6,699	8,236	19%
Feb 2007	2,204	7,832	10,036	22%	1,716	8,320	10,036	17%
Mar 2007	2,137	7,537	9,674	22%	1,605	8,069	9,674	17%
Apr 2007	1,063	2,958	4,021	26%	825	3,197	4,021	21%
TO DATE	17,382	58,821	76,203	23%	13,862	62,341	76,203	18%



CONTRACTOR	HOURS				# OF EMPLOYEES			
	LA Residents	Outside LA	Total	LA Residents %	LA Residents	Outside LA	Total	LA Residents %
Adkan	0	18	18	0%	0	2	2	0%
Alcal Arcade Contracting	0	14	14	0%	0	2	2	0%
Alexander Buggy Corp	15	480	495	3%	1	14	15	7%
Conco Pumping	0	140	140	0%	0	11	11	0%
Cosco Fire Protection	0	9	9	0%	0	2	2	0%
Fontana Steel	24	2,754	2,778	1%	3	21	24	13%
FTR INTL. Sum	12,476	43,801	56,277	22%	33	106	139	24%

Jones Scaffold Co.	8	16	24	33%	1	2	3	33%
Matrix Wall Systems	16	120	136	12%	2	8	10	20%
Maya Steel	374	658	1,032	36%	7	15	22	32%
Nibbelink Masonry	2,479	5,618	8,097	31%	11	32	43	26%
Pacific Waterproofing & Restoration	79	141	220	36%	3	3	6	50%
Surface Trend	1,911	4,718	6,629	29%	14	53	67	21%
Tank Specialists	0	244	244	0%	0	5	5	0%
VA Consulting	0	90	90	0%	0	6	6	0%
TOTAL	17,382	58,821	76,203	23%	75	282	357	21%

Data: Certified Payroll Reports