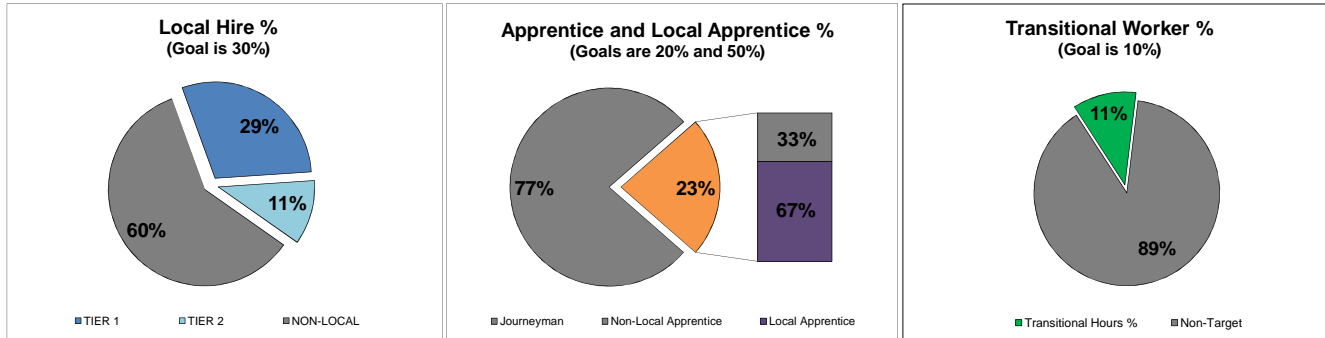


BUREAU OF CONTRACT ADMINISTRATION
DEPARTMENT OF PUBLIC WORKS, PUBLIC INFRASTRUCTURE STABILIZATION POLICY
LAFD Van Nuys Fire Station No. 39 (Re-Bid)
SUMMARY OF LOCAL HIRING @ 82% COMPLETION (Reporting Periods: 10%, 30%, 50%, 70%, 90%)
JUNE 2017 - DECEMBER 2018



MONTH/YEAR	Local Hours					Apprentice Hours					Transitional Hours			
	TIER 1	TIER 2	NON-LOCAL	TOTAL	LOCAL %	LOCAL APPRENTICE	NON-LOCAL APPRENTICE	TOTAL APPRENTICE	LOCAL APPRENTICE %	TOTAL APPRENTICE %	TRANSITIONAL	NON-TARGET	TOTAL	TRANSITIONAL %
June 2017	303	52	200	555	64%	24	56	80	30%	14%	215	340	555	39%
July 2017	321	96	583	1,000	42%	107	138	245	44%	25%	244	756	1,000	24%
August 2017	476	32	719	1,226	41%	144	61	205	70%	17%	131	1,095	1,226	11%
September 2017	815	191	765	1,771	57%	313	137	450	70%	25%	149	1,622	1,771	8%
October 2017	1,843	571	2,543	4,956	49%	774	403	1,176	66%	24%	417	4,540	4,956	8%
November 2017	1,039	315	1,337	2,691	50%	370	265	635	58%	24%	315	2,376	2,691	12%
December 2017	477	258	1,234	1,968	37%	164	115	279	59%	14%	262	1,707	1,968	13%
January 2018	814	293	1,874	2,981	37%	287	290	577	50%	19%	471	2,510	2,981	16%
February 2018	1,538	300	2,356	4,194	44%	763	147	910	84%	22%	691	3,503	4,194	16%
March 2018	1,107	308	1,794	3,209	44%	837	56	893	94%	28%	446	2,763	3,209	14%
April 2018	1,319	126	2,997	4,442	33%	913	110	1,023	89%	23%	472	3,970	4,442	11%
May 2018	1,519	263	3,787	5,569	32%	986	146	1,131	87%	20%	436	5,133	5,569	8%
June 2018	1,973	504	4,549	7,025	35%	961	365	1,325	72%	19%	338	6,687	7,025	5%
July 2018	2,441	612	4,561	7,613	40%	1,077	521	1,598	67%	21%	388	7,225	7,613	5%
August 2018	1,770	869	4,483	7,122	37%	1,083	706	1,789	61%	25%	841	6,281	7,122	12%
September 2018	1,585	1,235	3,484	6,304	45%	903	653	1,555	58%	25%	997	5,307	6,304	16%
October 2018	2,395	1,301	6,043	9,738	38%	1,309	1,177	2,486	53%	26%	1,074	8,665	9,738	11%
November 2018	1,798	1,081	3,989	6,868	42%	1,166	516	1,682	69%	24%	873	5,995	6,868	13%
December 2018	883	562	2,138	3,583	40%	557	354	911	61%	25%	422	3,161	3,583	12%
January 2019	8	-	-	8	100%	-	-	-	-	0%	-	8	8	0%
TO DATE	24,421	8,966	49,431	82,818	40%	12,735	6,213	18,949	67%	23%	9,178	73,640	82,818	11%

Data: Certified Payroll Reports

Local: Work hours performed by individuals whose primary residence is within Tier 1 or 2 zip code areas.

Tier 1: 90001, 90002, 90003, 90004, 90005, 90006, 90007, 90008, 90010, 90011, 90012, 90013, 90014, 90015, 90016, 90017, 90018, 90019, 90020, 90021, 90023, 90024, 90026, 90027, 90028, 90029, 90031, 90033, 90037, 90038, 90043, 90044, 90047, 90057, 90058, 90059, 90061, 90062, 90063, 90065, 90069, 90071, 90074, 91331, 91342, 91343, 91401, 91402, 91405, 91406, 91411, 91605, 91606

Tier 2: 90025, 90032, 90034, 90035, 90036, 90039, 90041, 90042, 90045, 90046, 90048, 90064, 90066, 90068, 90230, 90232, 90247, 90248, 90265, 90272, 90305, 90405, 90501, 90502, 90710, 90717, 90745, 90810, 90813, 91040, 91042, 91302, 91303, 91304, 91306, 91311, 91316, 91324, 91325, 91335, 91340, 91344, 91345, 91352, 91356, 91364, 91367, 91403, 91423, 91505, 91601, 91602, 91604, 91607

Transitional: Work hours performed by any individual whose primary place of residence is within the City of Los Angeles and who prior to commencing work on a Project, has been certified as satisfying at least one of the following criteria:

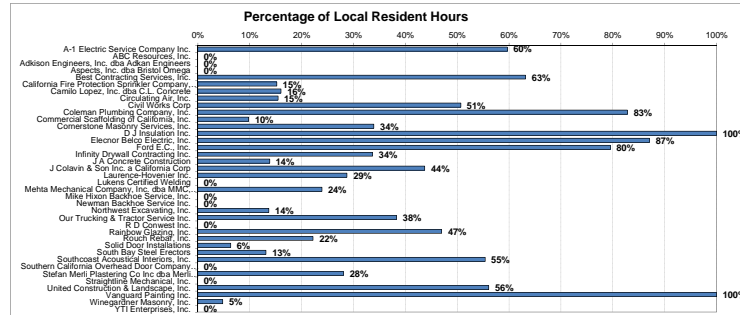
• Criteria (1) having a Veteran status; having a documented history of involvement with the criminal justice system; or being homeless.

• If the Jobs Coordinator or Employer is not able to identify anyone using Criteria (1), Criteria (2) may be used.

• Criteria (2) is an individual facing two of the following barriers to employment: having a household income of less than 50% of the Los Angeles County's median annual household income, receiving public assistance, lacking a GED or high school diploma, being a custodial single parent, suffering from long-term unemployment, being emancipated from the foster care system, or being an apprentice with less than 15% of the apprenticeship hours required to graduate to journey level in a program as described in Section 1.3 of the Project Labor Agreement.

Local Apprenticeship: Work hours performed by an apprentice who is indentured in a bona fide Labor/Management construction apprenticeship program, registered and approved by the State of California Department of Industrial Relations or Division of Apprenticeship Standards (DAS) and whose primary place of residence is within Tier 1 or 2 zip code areas.

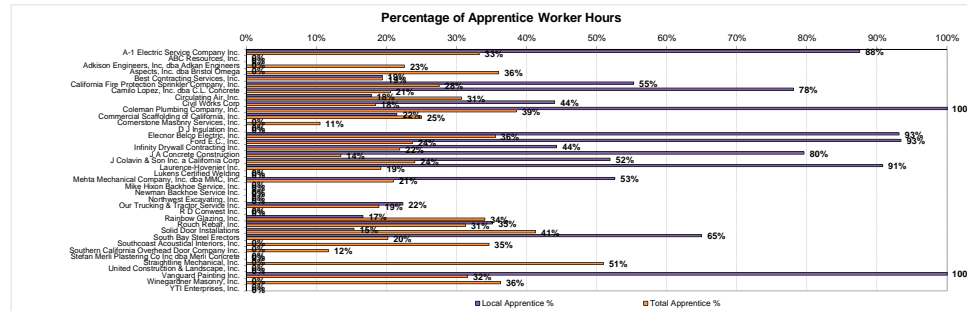
**LAFD Van Nuys Fire Station No. 39 (Re-Bid)
Contractor Summary for Local Residents
JUNE 2017 - DECEMBER 2018**



CONTRACTOR	HOURS				# OF WORKERS			
	Local	Non-Local	Total	Local %	Local	Non-Local	Total	Local %
A-1 Electric Service Company Inc.	7,306	4,940	12,246	60%	21	14	35	60%
ABC Resources, Inc.	0	32	32	0%	0	4	4	0%
Adkison Engineers, Inc. dba Adkan Engineers	0	204	204	0%	0	16	16	0%
Aspects, Inc. dba Bristol Omega	0	466	466	0%	0	12	12	0%
Best Contracting Services, Inc.	1,088	633	1,721	63%	14	15	29	48%
California Fire Protection Sprinkler Company, Inc.	80	444	524	15%	1	7	8	13%
Camilo Lopez, Inc. dba C.L. Concrete	29	149	178	16%	3	14	17	18%
Circulating Air, Inc.	301	1,645	1,946	15%	5	5	10	50%
Civil Works Corp	2,165	2,105	4,270	51%	14	49	63	22%
Coleman Plumbing Company, Inc.	2,705	562	3,266	83%	6	2	8	75%
Commercial Scaffolding of California, Inc.	31	285	316	10%	5	14	19	26%
Cornerstone Masonry Services, Inc.	2,393	4,657	7,050	34%	12	25	37	32%
D J Insulation Inc.	126	0	126	100%	1	0	1	100%
Elecncr Belco Electric, Inc.	862	128	990	87%	4	9	13	31%
Ford E.C., Inc.	2,358	607	2,965	80%	11	6	17	65%
Infinity Drywall Contracting Inc.	3,531	6,951	10,482	34%	20	62	82	24%
J A Concrete Construction	161	1,001	1,162	14%	5	9	14	36%
J Colavin & Son Inc. a California Corp	954	1,225	2,179	44%	5	8	13	38%
Laurence-Hovenier Inc.	6,882	17,049	23,931	29%	19	44	63	30%
Lukens Certified Welding	0	89	89	0%	0	1	1	0%
Mehta Mechanical Company, Inc. dba MMC, Inc.	621	1,976	2,597	24%	7	9	16	44%
Mike Hixon Backhoe Service, Inc.	0	16	16	0%	0	1	1	0%
Newman Backhoe Service, Inc.	0	33	33	0%	0	1	1	0%
Northwest Excavating, Inc.	21	129	150	14%	1	3	4	25%
Our Trucking & Tractor Service Inc.	687	1,106	1,793	38%	5	6	11	45%
R D Conwest Inc.	0	112	112	0%	0	3	3	0%
Rainbow Glazing, Inc.	199	224	423	47%	2	5	7	29%
Rouch Rebar, Inc.	251	876	1,127	22%	4	16	20	20%
Solid Door Installations	8	118	126	6%	1	4	5	20%
South Bay Steel Erectors	104	688	792	13%	6	8	14	43%
Southcoast Acoustical Interiors, Inc.	206	166	371	55%	1	4	5	20%
Southern California Overhead Door Company Inc.	0	64	64	0%	0	3	3	0%
Stefan Merli Plastering Co Inc dba Merli Concrete	19	48	67	28%	2	4	6	33%
Straightline Mechanical, Inc.	0	52	52	0%	0	4	4	0%
United Construction & Landscape, Inc.	46	36	82	56%	3	3	6	50%
Vanguard Painting, Inc.	228	0	228	100%	3	0	3	100%
Winegardner Masonry, Inc.	30	593	623	5%	1	7	8	13%
YTI Enterprises, Inc.	0	24	24	0%	0	1	1	0%
TOTALS	33,387	49,431	82,818	40%	182	398	580	31%

Local: Work hours performed by individuals whose primary residence is within Tier 1 or 2 zip code areas.

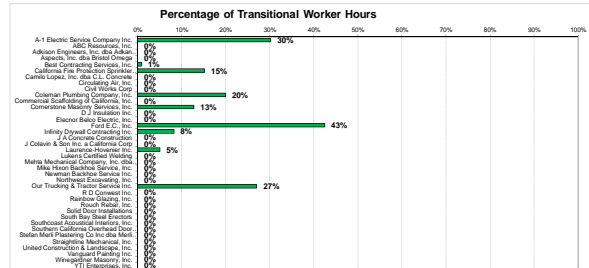
**LAFD Van Nuys Fire Station No. 39 (Re-Bid)
Contractor Summary for Apprentices
JUNE 2017 - DECEMBER 2018**



CONTRACTOR	HOURS						# OF WORKERS					
	Local Apprentice	Non-Local Apprentice	Total Apprentice	Total Hours	Local Apprentice %	Total Apprentice %	Local Apprentice	Non-Local Apprentice	Total Apprentice	Total Workers	Local Apprentice %	Total Apprentice %
A-1 Electric Service Company Inc.	3,564	507	4,071	12,246	88%	33%	9	4	13	35	69%	37%
ABC Resources, Inc.	0	0	0	32	-	0%	0	0	0	4	-	0%
Adiskon Engineers, Inc. dba Adkan Engineers	0	46	46	204	0%	23%	0	3	3	16	0%	19%
Aspects, Inc. dba Bristol Omega	0	168	168	466	0%	36%	0	3	3	12	0%	25%
Best Contracting Services, Inc.	65	270	335	1,721	19%	19%	2	4	6	29	33%	21%
California Fire Protection Sprinkler Company, Inc.	80	65	144	524	55%	28%	1	3	4	8	25%	50%
Camilo Lopez, Inc. dba C.L. Concrete	29	8	37	178	78%	21%	3	1	4	17	75%	24%
Circulating Air, Inc.	107	491	598	1,946	18%	31%	2	1	3	10	67%	30%
Civil Works Corp	347	441	787	4,270	44%	18%	7	12	19	63	37%	30%
Coleman Plumbing Company, Inc.	1,259	0	1,259	3,266	100%	39%	4	0	4	8	100%	50%
Commercal Scaffolding of California, Inc.	17	62	79	316	22%	25%	3	6	9	19	33%	47%
Comerstone Masonry Services, Inc.	0	741	741	7,050	0%	11%	0	3	3	37	0%	8%
D J Insulation Inc.	0	0	0	126	-	0%	0	0	0	1	-	0%
Eleonor Belco Electric, Inc.	328	24	352	990	93%	36%	1	1	2	13	50%	15%
Ford E.C., Inc.	657	46	703	2,965	93%	24%	5	2	7	17	71%	41%
Infinity Drywall Contracting Inc.	1,019	1,280	2,299	10,482	44%	22%	4	9	13	82	31%	16%
J A Concrete Construction	125	32	157	1,162	80%	14%	3	3	6	14	50%	43%
J Colavin & Son Inc. a California Corp	272	252	524	2,179	52%	24%	1	2	3	13	33%	23%
Laurence-Hovenier Inc.	4,174	422	4,596	23,931	91%	19%	8	1	9	63	89%	14%
Lukens Certified Welding	0	0	0	89	-	0%	0	0	0	1	-	0%
Mehta Mechanical Company, Inc. dba MMC, Inc.	287	259	546	2,597	53%	21%	3	2	5	16	60%	31%
Mike Hixon Backhoe Service, Inc.	0	0	0	16	-	0%	0	0	0	1	-	0%
Newman Backhoe Service, Inc.	0	0	0	33	-	0%	0	0	0	1	-	0%
Northwest Excavating, Inc.	0	0	0	150	-	0%	0	0	0	4	-	0%
Our Trucking & Tractor Service Inc.	76	264	340	1,793	22%	19%	2	2	4	11	50%	36%
R D Conwest Inc.	0	0	0	112	-	0%	0	0	0	3	-	0%
Rainbow Glazing, Inc.	24	120	144	423	17%	34%	1	3	4	7	25%	57%
Rouch Rebar, Inc.	124	229	353	1,127	35%	31%	2	4	6	20	33%	30%
Solid Door Installations	8	44	52	126	15%	41%	1	1	2	5	50%	40%
South Bay Steel Erectors	104	56	160	792	65%	20%	6	4	10	14	60%	71%
Southcoast Acoustical Interiors, Inc.	0	129	129	371	0%	35%	0	2	2	5	0%	40%
Southern California Overhead Door Company Inc.	0	8	8	64	0%	12%	0	1	1	3	0%	33%
Stefan Merit Plastering Co Inc dba Merit Concrete	0	0	0	67	-	0%	0	0	0	6	-	0%
Straightline Mechanical, Inc.	0	27	27	52	0%	51%	0	2	2	4	0%	50%
United Construction & Landscape, Inc.	0	0	0	82	-	0%	0	0	0	6	-	0%
Vanguard Painting Inc.	72	0	72	228	100%	32%	1	0	1	3	100%	33%
Winegardner Masonry, Inc.	0	226	226	623	0%	36%	0	2	2	8	0%	25%
YTI Enterprises, Inc.	0	0	0	24	-	0%	0	0	0	1	-	0%
TOTALS	12,735	6,213	18,949	82,818	67%	23%	69	81	150	580	46%	26%

Local Apprentice: Work hours performed by an apprentice who is indentured in a bona fide Labor/Management construction apprenticeship program, registered and approved by the State of California Department of Industrial Relations or Division of Apprenticeship Standards (DAS) and whose primary place of residence is within Tier 1 or 2 zip code areas.

**LAFD Van Nuys Fire Station No. 39 (Re-Bid)
Contractor Summary for Transitional Workers
JUNE 2017 - DECEMBER 2018**



CONTRACTOR	HOURS				# OF WORKERS			
	Transitional	Not Transitional	Total	Transitional %	Transitional	Not Transitional	Total	Transitional %
A-1 Electric Service Company Inc.	3,705	8,541	12,246	30%	5	30	35	14%
ABC Resources, Inc.	0	32	32	0%	0	4	4	0%
Adkison Engineers, Inc. dba Adkan Engineers	0	204	204	0%	0	16	16	0%
Aspects, Inc. dba Bristol Omega	0	466	466	0%	0	12	12	0%
Best Contracting Services, Inc.	16	1,705	1,721	1%	1	28	29	3%
California Fire Protection Sprinkler Company, Inc.	80	444	524	15%	1	7	8	13%
Camilo Lopez, Inc. dba C.L. Concrete	0	178	178	0%	0	17	17	0%
Circulating Air, Inc.	0	1,848	1,848	0%	0	10	10	0%
Civil Works Corp	0	4,270	4,270	0%	0	63	63	0%
Coleman Plumbing Company, Inc.	652	2,615	3,268	20%	2	6	8	25%
Commercial Scaffolding of California, Inc.	0	316	316	0%	0	19	19	0%
Cornerstone Masonry Services, Inc.	904	6,148	7,052	13%	4	33	37	11%
D J Insulation Inc.	0	128	128	0%	0	1	1	0%
Elecnor Belco Electric, Inc.	0	990	990	0%	0	13	13	0%
Ford E.G., Inc.	1,260	1,705	2,965	43%	4	13	17	24%
Infiniti Drywall Contracting Inc.	865	9,617	10,482	8%	3	79	82	4%
J A Concrete Construction	0	1,162	1,162	0%	0	14	14	0%
J Colavin & Son Inc. a California Corp	0	2,179	2,179	0%	0	13	13	0%
Laurence-Hovenier Inc.	1,212	22,719	23,931	5%	3	60	63	5%
Lukens Certified Welding	0	89	89	0%	0	1	1	0%
Mehta Mechanical Company, Inc. dba MMC, Inc.	0	2,597	2,597	0%	0	16	16	0%
Mike Hixon Backhoe Service, Inc.	0	16	16	0%	0	1	1	0%
Newman Backhoe Service, Inc.	0	33	33	0%	0	1	1	0%
Northwest Excavating, Inc.	0	150	150	0%	0	4	4	0%
Our Trucking & Tractor Service Inc.	485	1,308	1,793	27%	1	10	11	9%
R D Conwest Inc.	0	112	112	0%	0	3	3	0%
Rainbow Glazing, Inc.	0	423	423	0%	0	7	7	0%
Rouch Rebar, Inc.	0	1,127	1,127	0%	0	20	20	0%
Solid Door Installations	0	126	126	0%	0	5	5	0%
South Bay Steel Erectors	0	792	792	0%	0	14	14	0%
Southeast Acoustical Interiors, Inc.	0	371	371	0%	0	5	5	0%
Southern California Overhead Door Company Inc.	0	64	64	0%	0	3	3	0%
Stefan Merli Plastering Co Inc dba Merli Concrete	0	67	67	0%	0	6	6	0%
Straightline Mechanical, Inc.	0	52	52	0%	0	4	4	0%
United Construction & Landscape, Inc.	0	82	82	0%	0	6	6	0%
Vanguard Painting Inc.	0	228	228	0%	0	3	3	0%
Winegardner Masonry, Inc.	0	623	623	0%	0	8	8	0%
YTI Enterprises, Inc.	0	24	24	0%	0	1	1	0%
TOTALS	9,178	73,640	82,818	11%	24	556	580	4%

Transitional: Work hours performed by any individual whose primary place of residence is within the City of Los Angeles and who prior to commencing work on a Project, has been certified as satisfying at least one of the following criteria:

- Criteria (1) having a Veteran status; having a documented history of involvement with the criminal justice system; or being homeless.

- If the Jobs Coordinator or Employer is not able to identify anyone using Criteria (1), Criteria (2) may be used.

- Criteria (2) is an individual facing two of the following barriers to employment: having a household income of less than 50% of the Los Angeles County's median annual household income, receiving public assistance, lacking a GED or high school diploma, being a custodial single parent, suffering from long-term unemployment, being emancipated from the foster care system, or being an apprentice with less than 15% of the apprenticeship hours required to graduate to journey level in a program as described in Section 1.3 of the Project Labor Agreement.