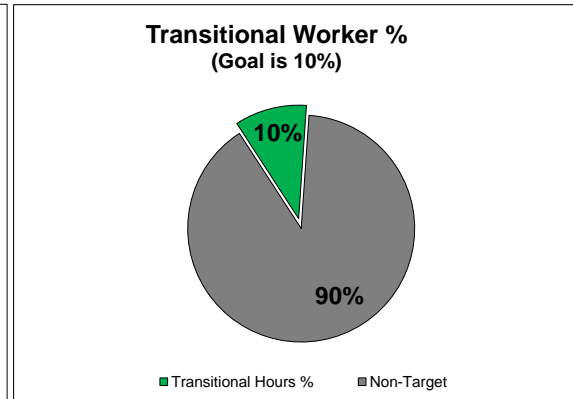
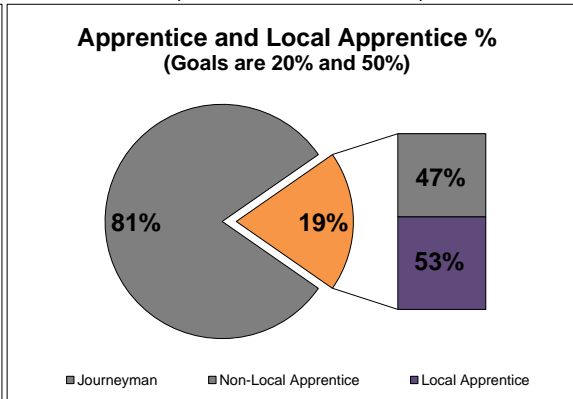
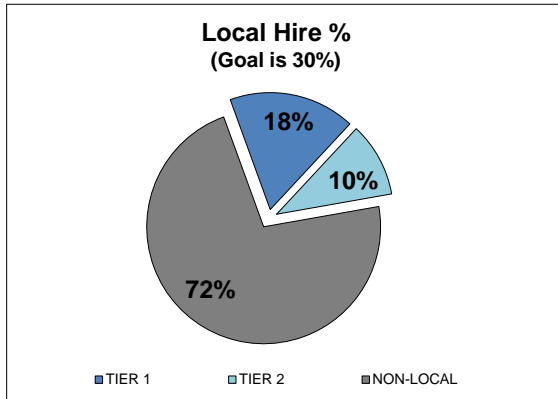


BUREAU OF CONTRACT ADMINISTRATION
DEPARTMENT OF PUBLIC WORKS, PUBLIC INFRASTRUCTURE STABILIZATION POLICY
ROBERTSON RECREATION CENTER
SUMMARY OF LOCAL HIRING @ 50% COMPLETION (Reporting Periods: 10%, 30%, 50%, 70%, 90%)
(OCTOBER 2017 - DECEMBER 2018)



MONTH/YEAR	Local Hours					Apprentice Hours					Transitional Hours			
	TIER 1	TIER 2	NON-LOCAL	TOTAL	LOCAL %	LOCAL APPRENTICE	NON-LOCAL APPRENTICE	TOTAL APPRENTICE	LOCAL APPRENTICE %	TOTAL APPRENTICE %	TRANSITIONAL	NON-TARGET	TOTAL	TRANSITIONAL %
November 2017	34	-	-	34	100%	-	-	-	-	0%	34	-	34	100%
December 2017	60	-	100	160	38%	-	-	-	-	0%	48	112	160	30%
January 2018	164	64	282	510	45%	72	-	72	100%	14%	140	370	510	27%
February 2018	224	38	646	908	29%	38	46	84	46%	9%	188	721	908	21%
March 2018	253	-	698	951	27%	130	135	265	49%	28%	162	789	951	17%
April 2018	394	414	1,197	2,005	40%	228	123	351	65%	17%	400	1,605	2,005	20%
May 2018	387	212	1,068	1,666	36%	186	78	264	70%	16%	323	1,343	1,666	19%
June 2018	378	282	2,712	3,371	20%	198	175	373	53%	11%	244	3,127	3,371	7%
July 2018	304	149	2,496	2,949	15%	120	357	477	25%	16%	112	2,837	2,949	4%
August 2018	295	40	1,792	2,127	16%	176	334	510	35%	24%	16	2,111	2,127	1%
September 2018	175	182	963	1,320	27%	182	234	416	44%	32%	-	1,320	1,320	0%
October 2018	272	236	846	1,354	38%	208	188	396	53%	29%	16	1,338	1,354	1%
November 2018	194	152	576	922	38%	226	52	278	81%	30%	34	888	922	4%
December 2018	203	194	406	803	49%	179	28	207	87%	26%	243	560	803	30%
TO DATE	3,336	1,962	13,780	19,078	28%	1,942	1,748	3,690	53%	19%	1,959	17,119	19,078	10%

Data: Certified Payroll Reports

Local: Work hours performed by individuals whose primary residence is within Tier 1 or 2 zip code areas.

Tier 1: 90001, 90002, 90003, 90004, 90005, 90006, 90007, 90008, 90010, 90011, 90012, 90013, 90014, 90015, 90016, 90017, 90018, 90019, 90020, 90021, 90023, 90024, 90026, 90027, 90028, 90029, 90031, 90033, 90037, 90038, 90043, 90044, 90047, 90057, 90058, 90059, 90061, 90062, 90063, 90065, 90089, 90731, 90744, 91331, 91342, 91343, 91401, 91402, 91405, 91406, 91411, 91605, 91606

Tier 2: 90025, 90032, 90034, 90035, 90036, 90039, 90041, 90042, 90045, 90046, 90048, 90064, 90066, 90068, 90230, 90232, 90247, 90248, 90265, 90272, 90305, 90405, 90501, 90502, 90710, 90717, 90745, 90810, 90813, 91040, 91042, 91302, 91303, 91304, 91306, 91311, 91316, 91324, 91325, 91335, 91340, 91344, 91345, 91352, 91356, 91364, 91367, 91403, 91423, 91505, 91601, 91602, 91604, 91607

Transitional: Work hours performed by any individual whose primary place of residence is within the City of Los Angeles and who prior to commencing work on a Project, has been certified as satisfying at least one of the following criteria:

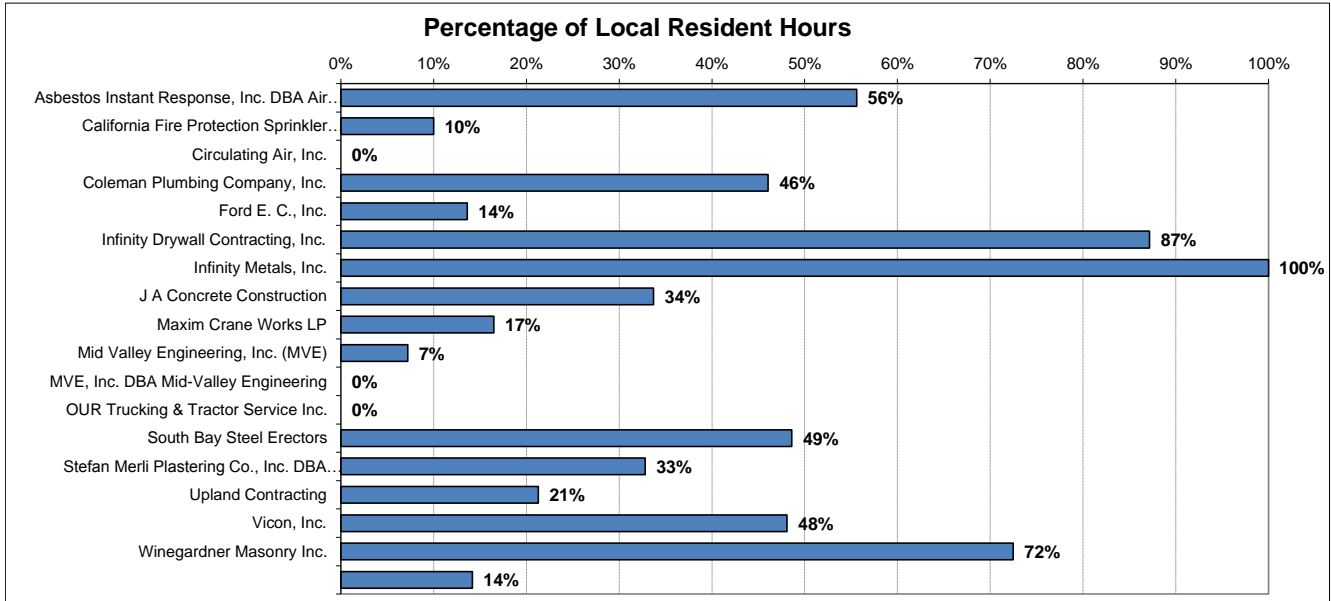
- Criteria (1) having a Veteran status; having a documented history of involvement with the criminal justice system; or being homeless.

If the Jobs Coordinator or Employer is not able to identify anyone using Criteria (1), Criteria (2) may be used.

- Criteria (2) is an individual facing two of the following barriers to employment: having a household income of less than 50% of the Los Angeles County's median annual household income, receiving public assistance, lacking a GED or high school diploma, being a custodial single parent, suffering from long-term unemployment, being emancipated from the foster care system, or being an apprentice with less than 15% of the apprenticeship hours required to graduate to journey level in a program as described in Section 1.3 of the Project Labor Agreement.

Local Apprentice: Work hours performed by an apprentice who is indentured in a bona fide Labor/Management construction apprenticeship program, registered and approved by the State of California Department of Industrial Relations or Division of Apprenticeship Standards (DAS) and whose primary place of residence is within Tier 1 or 2 zip code areas.

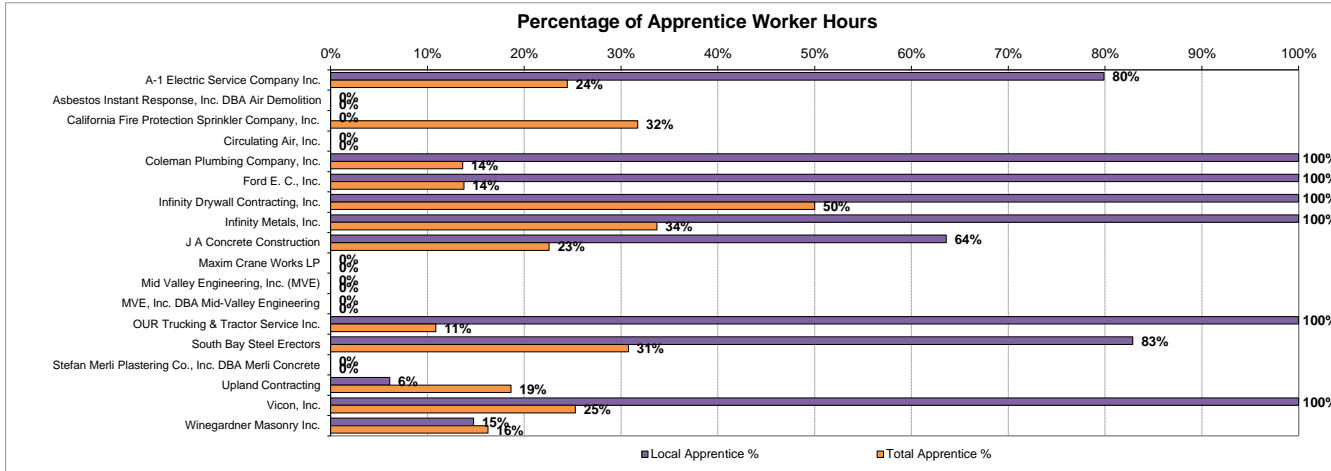
ROBERTSON RECREATION CENTER
Contractor Summary for Local Residents
(OCTOBER 2017 - DECEMBER 2018)



CONTRACTOR	HOURS				# OF WORKERS			
	Local	Non-Local	Total	Local %	Local	Non-Local	Total	Local %
A-1 Electric Service Company Inc.	1,493	1,192	2,685	56%	4	5	9	44%
Asbestos Instant Response, Inc. DBA Air	12	108	120	10%	1	6	7	14%
California Fire Protection Sprinkler Comp	0	125	125	0%	0	5	5	0%
Circulating Air, Inc.	76	89	165	46%	1	2	3	33%
Coleman Plumbing Company, Inc.	24	152	176	14%	1	2	3	33%
Ford E. C., Inc.	367	54	421	87%	5	2	7	71%
Infinity Drywall Contracting, Inc.	16	0	16	100%	2	0	2	100%
Infinity Metals, Inc.	118	232	350	34%	1	3	4	25%
J A Concrete Construction	538	2,722	3,260	17%	7	23	30	23%
Maxim Crane Works LP	6	77	83	7%	1	7	8	13%
Mid Valley Engineering, Inc. (MVE)	0	197	197	0%	0	4	4	0%
MVE, Inc. DBA Mid-Valley Engineering	0	36	36	0%	0	2	2	0%
OUR Trucking & Tractor Service Inc.	456	482	938	49%	3	5	8	38%
South Bay Steel Erectors	448	918	1,366	33%	3	8	11	27%
Stefan Merli Plastering Co., Inc. DBA Me	10	37	47	21%	1	4	5	20%
Upland Contracting	338	365	703	48%	5	10	15	33%
Vicon, Inc.	258	98	356	72%	3	1	4	75%
Winegardner Masonry Inc.	1,139	6,896	8,035	14%	4	47	51	8%
TOTALS	5,298	13,780	19,078	28%	42	136	178	24%

Local: Work hours performed by individuals whose primary residence is within Tier 1 or 2 zip code areas.

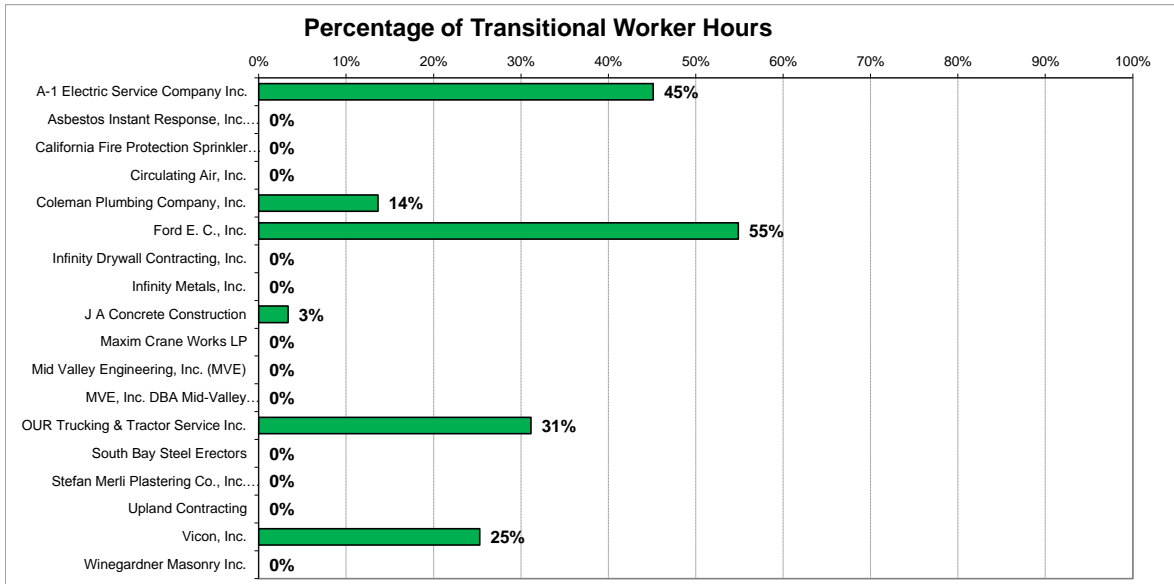
**ROBERTSON RECREATION CENTER
Contractor Summary for Apprentices
(OCTOBER 2017 - DECEMBER 2018)**



CONTRACTOR	HOURS						# OF WORKERS					
	Local Apprentice	Non-Local Apprentices	Total Apprentice	Total Hours	Local Apprentice %	Total Apprentice %	Local Apprentice	Non-Local Apprentices	Total Apprentice	Total Workers	Local Apprentice %	Total Apprentice %
A-1 Electric Service Company Inc.	525	132	657	2,685	80%	24%	2	2	4	9	50%	44%
Asbestos Instant Response, Inc. DBA Air Demolition	0	0	0	120	-	0%	0	0	0	7	-	0%
California Fire Protection Sprinkler Company, Inc.	0	40	40	125	0%	32%	0	3	3	5	0%	60%
Circulating Air, Inc.	0	0	0	165	-	0%	0	0	0	3	-	0%
Coleman Plumbing Company, Inc.	24	0	24	176	100%	14%	1	0	1	3	100%	33%
Ford E. C., Inc.	58	0	58	421	100%	14%	2	0	2	7	100%	29%
Infinity Drywall Contracting, Inc.	8	0	8	16	100%	50%	1	0	1	2	100%	50%
Infinity Metals, Inc.	118	0	118	350	100%	34%	1	0	1	4	100%	25%
J A Concrete Construction	468	268	736	3,260	64%	23%	6	8	14	30	43%	47%
Maxim Crane Works LP	0	0	0	83	-	0%	0	0	0	8	-	0%
Mid Valley Engineering, Inc. (MVE)	0	0	0	197	-	0%	0	0	0	4	-	0%
MVE, Inc. DBA Mid-Valley Engineering	0	0	0	36	-	0%	0	0	0	2	-	0%
OUR Trucking & Tractor Service Inc.	102	0	102	938	100%	11%	1	0	1	8	100%	13%
South Bay Steel Erectors	348	72	420	1,366	83%	31%	1	1	2	11	50%	18%
Stefan Merli Plastering Co., Inc. DBA Merli Concrete	0	0	0	47	-	0%	0	0	0	5	-	0%
Upland Contracting	8	123	131	703	6%	19%	1	4	5	15	20%	33%
Vicon, Inc.	90	0	90	356	100%	25%	1	0	1	4	100%	25%
Winegardner Masonry Inc.	193	1,114	1,307	8,035	15%	16%	2	5	7	51	29%	14%
TOTALS	1,942	1,748	3,690	19,078	53%	19%	19	23	42	178	45%	24%

Local Apprentice: Work hours performed by an apprentice who is indentured in a bona fide Labor/Management construction apprenticeship program, registered and approved by the State of California Department of Industrial Relations or Division of Apprenticeship Standards (DAS) and whose primary place of residence is within Tier 1 or 2 zip code areas.

ROBERTSON RECREATION CENTER
Contractor Summary for Transitional Workers
(OCTOBER 2017 - DECEMBER 2018)



CONTRACTOR	HOURS				# OF WORKERS			
	Transitional	Non-Target	Total	Transitional %	Transitional	Non-Target	Total	Transitional %
A-1 Electric Service Company Inc.	1,212	1,473	2,685	45%	3	6	9	33%
Asbestos Instant Response, Inc. DBA Ai	0	120	120	0%	0	7	7	0%
California Fire Protection Sprinkler Com	0	125	125	0%	0	5	5	0%
Circulating Air, Inc.	0	165	165	0%	0	3	3	0%
Coleman Plumbing Company, Inc.	24	152	176	14%	1	2	3	33%
Ford E. C., Inc.	231	190	421	55%	3	4	7	43%
Infinity Drywall Contracting, Inc.	0	16	16	0%	0	2	2	0%
Infinity Metals, Inc.	0	350	350	0%	0	4	4	0%
J A Concrete Construction	110	3,150	3,260	3%	1	29	30	3%
Maxim Crane Works LP	0	83	83	0%	0	8	8	0%
Mid Valley Engineering, Inc. (MVE)	0	197	197	0%	0	4	4	0%
MVE, Inc. DBA Mid-Valley Engineering	0	36	36	0%	0	2	2	0%
OUR Trucking & Tractor Service Inc.	292	646	938	31%	1	7	8	13%
South Bay Steel Erectors	0	1,366	1,366	0%	0	11	11	0%
Stefan Merli Plastering Co., Inc. DBA Me	0	47	47	0%	0	5	5	0%
Upland Contracting	0	703	703	0%	0	15	15	0%
Vicon, Inc.	90	266	356	25%	1	3	4	25%
Winegardner Masonry Inc.	0	8,035	8,035	0%	0	51	51	0%
TOTALS	1,959	17,119	19,078	10%	10	168	178	6%

Transitional: Work hours performed by any individual whose primary place of residence is within the City of Los Angeles and who prior to commencing work on a Project, has been certified as satisfying at least one of the following criteria:

- Criteria (1) having a Veteran status; having a documented history of involvement with the criminal justice system; or being homeless.

If the Jobs Coordinator or Employer is not able to identify anyone using Criteria (1), Criteria (2) may be used.

- Criteria (2) is an individual facing two of the following barriers to employment: having a household income of less than 50% of the Los Angeles County's median annual household income, receiving public assistance, lacking a GED or high school diploma, being a custodial single parent, suffering from long-term unemployment, being emancipated from the foster care system, or being an apprentice with less than 15% of the apprenticeship hours required to graduate to journey level in a program as described in Section 1.3 of the Project Labor Agreement.