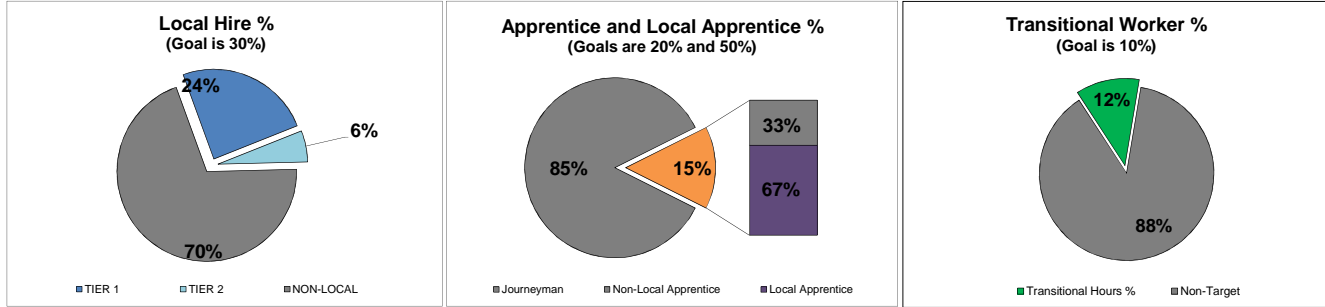


**BUREAU OF CONTRACT ADMINISTRATION**  
**DEPARTMENT OF PUBLIC WORKS, PUBLIC INFRASTRUCTURE STABILIZATION POLICY**  
**VENICE DUAL FORCE MAIN AND VENICE PUMPING PLANT GENERATOR REPLACEMENT PROJECT (W.O. SZC11631, SZC12541)**  
**SUMMARY OF LOCAL HIRING @ 40% COMPLETION (Reporting Periods: 10%, 30%, 50%, 70%, 90%)**  
 (APRIL 2017 - DECEMBER 2018)



MONTH/YEAR	Local Hours					Apprentice Hours					Transitional Hours			
	TIER 1	TIER 2	NON-LOCAL	TOTAL	LOCAL %	LOCAL APPRENTICE	NON-LOCAL APPRENTICE	TOTAL APPRENTICE	LOCAL APPRENTICE %	TOTAL APPRENTICE %	TRANSITIONAL	NON-TARGET	TOTAL	TRANSITIONAL %
APRIL 2017	-	-	26	26	0%	-	-	-	-	0%	-	26	26	0%
MAY 2017	-	-	329	329	0%	-	-	-	-	0%	-	329	329	0%
JUNE 2017	131	31	299	460	35%	66	8	74	89%	16%	147	313	460	32%
JULY 2017	611	23	642	1,276	50%	94	16	110	86%	9%	438	838	1,276	34%
AUGUST 2017	1,036	243	1,788	3,066	42%	278	36	314	89%	10%	660	2,406	3,066	22%
SEPTEMBER 2017	1,331	622	3,880	5,833	33%	612	267	879	70%	15%	932	4,901	5,833	16%
OCTOBER 2017	2,089	619	4,740	7,448	36%	614	244	858	72%	12%	762	6,687	7,448	10%
NOVEMBER 2017	1,783	365	3,792	5,939	36%	528	200	728	73%	12%	504	5,435	5,939	8%
DECEMBER 2017	1,517	180	3,155	4,852	35%	574	242	815	70%	17%	418	4,434	4,852	9%
JANUARY 2018	1,881	316	3,403	5,600	39%	863	310	1,172	74%	21%	954	4,646	5,600	17%
FEBRUARY 2018	1,363	332	3,601	5,296	32%	764	172	935	82%	18%	834	4,462	5,296	16%
MARCH 2018	1,295	453	4,326	6,073	29%	909	192	1,100	83%	18%	1,032	5,041	6,073	17%
APRIL 2018	1,208	527	3,973	5,707	30%	776	170	945	82%	17%	1,014	4,693	5,707	18%
MAY 2018	1,817	532	4,707	7,055	33%	722	381	1,103	65%	16%	1,098	5,957	7,055	16%
JUNE 2018	1,135	224	3,271	4,630	29%	413	300	713	58%	15%	558	4,072	4,630	12%
JULY 2018	1,277	208	4,416	5,901	25%	436	440	875	50%	15%	493	5,409	5,901	8%
AUGUST 2018	1,588	34	5,690	7,312	22%	419	517	936	45%	13%	392	6,920	7,312	5%
SEPTEMBER 2018	1,011	156	4,654	5,821	20%	358	376	734	49%	13%	369	5,452	5,821	6%
OCTOBER 2018	1,178	215	4,366	5,758	24%	444	345	789	56%	14%	363	5,396	5,758	6%
NOVEMBER 2018	996	281	3,738	5,014	25%	447	289	736	61%	15%	318	4,696	5,014	6%
DECEMBER 2018	700	127	3,415	4,241	19%	274	318	592	46%	14%	245	3,997	4,241	6%
<b>TO DATE</b>	<b>23,943</b>	<b>5,485</b>	<b>68,207</b>	<b>97,635</b>	<b>30%</b>	<b>9,587</b>	<b>4,819</b>	<b>14,406</b>	<b>67%</b>	<b>15%</b>	<b>11,528</b>	<b>86,107</b>	<b>97,635</b>	<b>12%</b>

Data: Certified Payroll Reports

**Local:** Work hours performed by individuals whose primary residence is within Tier 1 or 2 zip code areas.

**Tier 1:** 90001, 90002, 90003, 90004, 90005, 90006, 90007, 90008, 90010, 90011, 90012, 90013, 90014, 90015, 90016, 90017, 90018, 90019, 90020, 90021, 90023, 90024, 90026, 90027, 90028, 90029, 90031, 90033, 90037, 90038, 90043, 90044, 90047, 90057, 90058, 90059, 90061, 90062, 90063, 90065, 90069, 90073, 90074, 91331, 91342, 91343, 91401, 91402, 91405, 91406, 91411, 91415, 91605, 91609

**Tier 2:** 90025, 90032, 90034, 90035, 90036, 90039, 90041, 90042, 90045, 90046, 90048, 90064, 90066, 90068, 90230, 90232, 90247, 90248, 90265, 90272, 90305, 90405, 90501, 90502, 90710, 90717, 90745, 90810, 90813, 91040, 91042, 91302, 91303, 91304, 91306, 91311, 91316, 91324, 91325, 91335, 91340, 91344, 91345, 91352, 91356, 91364, 91367, 91403, 91423, 91505, 91601, 91602, 91604, 91607

**Transitional:** Work hours performed by any individual whose primary place of residence is within the City of Los Angeles and who prior to commencing work on a Project, has been certified as satisfying at least one of the following criteria:

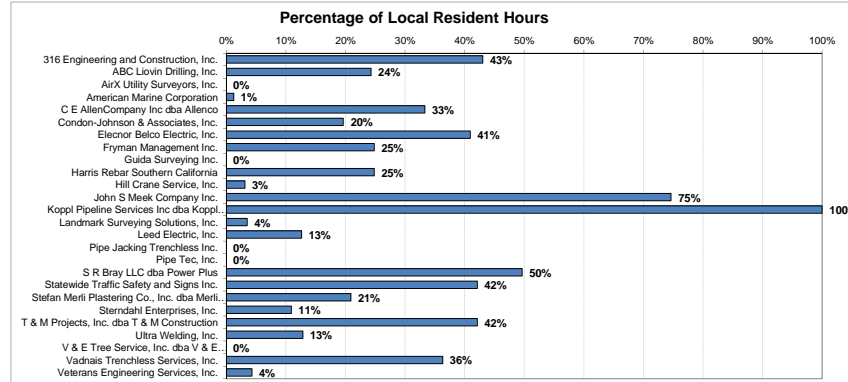
• Criteria (1) having a Veteran status; having a documented history of involvement with the criminal justice system; or being homeless.

• If the Jobs Coordinator or Employer is not able to identify anyone using Criteria (1), Criteria (2) may be used.

• Criteria (2) is an individual facing two of the following barriers to employment: having a household income of less than 50% of the Los Angeles County's median annual household income, receiving public assistance, lacking a GED or high school diploma, being a custodial single parent, suffering from long-term unemployment, being emancipated from the foster care system, or being an apprentice with less than 15% of the apprenticeship hours required to graduate to journey level in a program as described in Section 1.3 of the Project Labor Agreement.

**Local Apprenticeship:** Work hours performed by an apprentice who is indentured in a bona fide Labor/Management construction apprenticeship program, registered and approved by the State of California Department of Industrial Relations or Division of Apprenticeship Standards (DAS) and whose primary place of residence is within Tier 1 or 2 zip code areas.

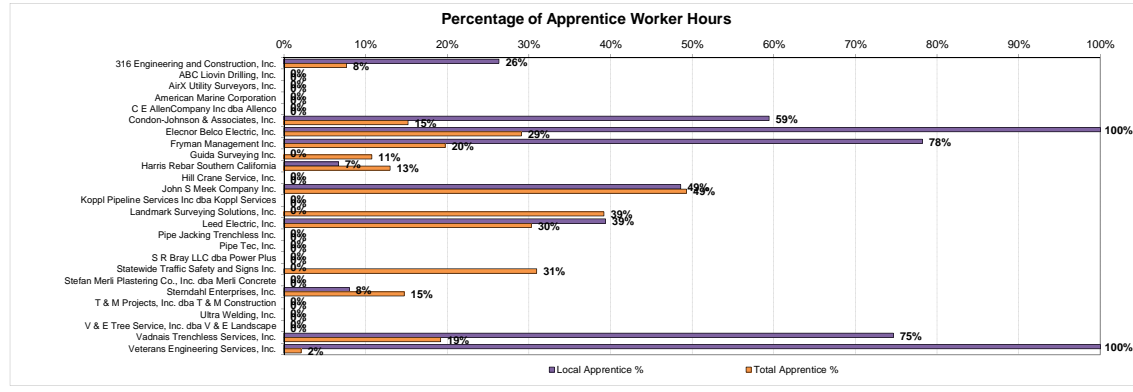
**VENICE DUAL FORCE MAIN AND VENICE PUMPING PLANT GENERATOR REPLACEMENT PROJECT  
(W.O. SZC11631, SZC12541)  
Contractor Summary for Local Residents  
(APRIL 2017 - DECEMBER 2018)**



CONTRACTOR	HOURS				# OF WORKERS			
	Local	Non-Local	Total	Local %	Local	Non-Local	Total	Local %
316 Engineering and Construction, Inc.	426	564	990	43%	3	11	14	21%
ABC Lovin Drilling, Inc.	166	516	682	24%	1	5	6	17%
AirX Utility Surveyors, Inc.	0	473	473	0%	0	4	4	0%
American Marine Corporation	16	1,244	1,260	1%	1	14	15	7%
C E AllenCompany Inc dba Allenco	17	33	50	33%	1	2	3	33%
Condon-Johnson & Associates, Inc.	4,087	16,711	20,798	20%	7	40	47	15%
Elecnor Belco Electric, Inc.	138	199	337	41%	6	10	16	38%
Fryman Management Inc.	424	1,285	1,709	25%	6	15	21	29%
Guida Surveying Inc.	0	1,226	1,226	0%	0	12	12	0%
Harris Rebar Southern California	229	693	922	25%	6	29	35	17%
Hill Crane Service, Inc.	98	3,002	3,099	3%	2	17	19	11%
John S Meek Company Inc.	435	148	582	75%	4	1	5	80%
Koppl Pipeline Services Inc dba Koppl Serv	3	0	3	100%	1	0	1	100%
Landmark Surveying Solutions, Inc.	16	438	454	4%	1	3	4	25%
Leed Electric, Inc.	191	1,319	1,510	13%	3	10	13	23%
Pipe Jacking Trenchless Inc.	0	319	319	0%	0	1	1	0%
Pipe Tec, Inc.	0	64	64	0%	0	2	2	0%
S R Bray LLC dba Power Plus	7	7	15	50%	2	2	4	50%
Statewide Traffic Safety and Signs Inc.	130	179	309	42%	2	12	14	14%
Stefan Merli Plastering Co., Inc. dba Merli Co	27	100	127	21%	2	7	9	22%
Sterndahl Enterprises, Inc.	74	605	679	11%	3	30	33	9%
T & M Projects, Inc. dba T & M Construction	5,147	7,070	12,217	42%	48	65	113	42%
Ultra Welding, Inc.	73	492	565	13%	2	7	9	22%
V & E Tree Service, Inc. dba V & E Landscap	0	99	99	0%	0	8	8	0%
Vadrnais Trenchless Services, Inc.	17,711	31,061	48,771	36%	24	56	80	30%
Veterans Engineering Services, Inc.	17	364	381	4%	2	13	15	13%
<b>TOTALS</b>	<b>29,427</b>	<b>68,207</b>	<b>97,635</b>	<b>30%</b>	<b>127</b>	<b>376</b>	<b>503</b>	<b>25%</b>

Local: Work hours performed by individuals whose primary residence is within Tier 1 or 2 zip code areas.

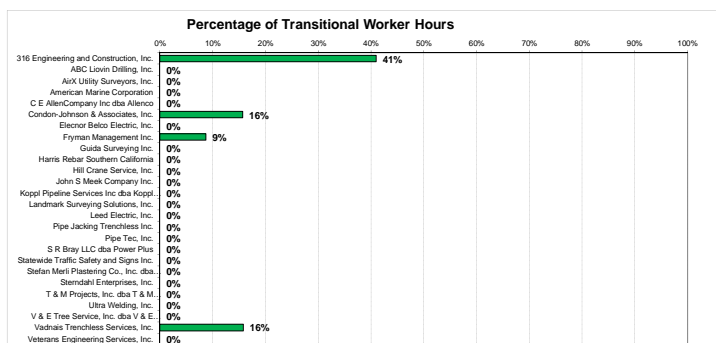
**VENICE DUAL FORCE MAIN AND VENICE PUMPING PLANT GENERATOR REPLACEMENT PROJECT (W.O. SZC11631, SZC12541)**  
**Contractor Summary for Apprentices**  
**(APRIL 2017 - DECEMBER 2018)**



CONTRACTOR	HOURS						# OF WORKERS					
	Local Apprentice	Non-Local Apprentice	Total Apprentice	Total Hours	Local Apprentice %	Total Apprentice %	Local Apprentice	Non-Local Apprentice	Total Apprentice	Total Workers	Local Apprentice %	Total Apprentice %
316 Engineering and Construction, Inc.	20	56	76	990	26%	8%	1	1	2	14	50%	14%
ABC Lovin Drilling, Inc.	0	0	0	682	-	0%	0	0	0	6	-	0%
AirX Utility Surveyors, Inc.	0	0	0	473	-	0%	0	0	0	4	-	0%
American Marine Corporation	0	0	0	1,260	-	0%	0	0	0	15	-	0%
C E AllenCompany Inc dba Allenco	0	0	0	50	-	0%	0	0	0	3	-	0%
Condon-Johnson & Associates, Inc.	1,877	1,281	3,157	20,798	59%	15%	3	4	7	47	43%	15%
Elecnor Belco Electric, Inc.	98	0	98	337	100%	29%	3	0	3	16	100%	19%
Fryman Management Inc.	264	74	337	1,709	78%	20%	3	2	5	21	60%	24%
Guida Surveying Inc.	0	132	132	1,226	0%	11%	0	5	5	12	0%	42%
Harris Rebar Southern California	8	112	120	922	7%	13%	1	7	8	35	13%	23%
Hill Crane Service, Inc.	0	0	0	3,099	-	0%	0	0	0	19	-	0%
John S Meek Company Inc.	140	148	287	582	49%	49%	2	1	3	5	67%	60%
Koppl Pipeline Services Inc dba Koppl Services	0	0	0	3	-	0%	0	0	0	1	-	0%
Landmark Surveying Solutions, Inc.	0	178	178	454	0%	39%	0	1	1	4	0%	25%
Leed Electric, Inc.	180	277	457	1,510	39%	30%	2	3	5	13	40%	38%
Pipe Jacking Trenchless Inc.	0	0	0	319	-	0%	0	0	0	1	-	0%
Pipe Tec, Inc.	0	0	0	64	-	0%	0	0	0	2	-	0%
S R Bray LLC dba Power Plus	0	0	0	15	-	0%	0	0	0	4	-	0%
Statewide Traffic Safety and Signs Inc.	0	96	96	309	0%	31%	0	4	4	14	0%	29%
Stefan Merli Plastering Co., Inc. dba Merli Concrete	0	0	0	127	-	0%	0	0	0	9	-	0%
Sterndahl Enterprises, Inc.	8	92	100	679	8%	15%	1	6	7	33	14%	21%
T & M Projects, Inc. dba T & M Construction	0	0	0	12,217	-	0%	0	0	0	113	-	0%
Ultra Welding, Inc.	0	0	0	565	-	0%	0	0	0	9	-	0%
V & E Tree Service, Inc. dba V & E Landscape	0	0	0	99	-	0%	0	0	0	8	-	0%
Vadnais Trenchless Services, Inc.	6,986	2,375	9,360	48,771	75%	19%	13	6	19	80	68%	24%
Veterans Engineering Services, Inc.	8	0	8	381	100%	2%	1	0	1	15	100%	7%
<b>TOTALS</b>	<b>9,587</b>	<b>4,819</b>	<b>14,406</b>	<b>97,635</b>	<b>67%</b>	<b>15%</b>	<b>30</b>	<b>40</b>	<b>70</b>	<b>503</b>	<b>43%</b>	<b>14%</b>

Local Apprentice: Work hours performed by an apprentice who is indentured in a bona fide Labor/Management construction apprenticeship program, registered and approved by the State of California Department of Industrial Relations or Division of Apprenticeship Standards (DAS) and whose primary place of residence is within Tier 1 or 2 zip code areas.

**VENICE DUAL FORCE MAIN AND VENICE PUMPING PLANT GENERATOR REPLACEMENT PROJECT  
(W.O. SZC11631, SZC12541)  
Contractor Summary for Transitional Workers  
(APRIL 2017 - DECEMBER 2018)**



CONTRACTOR	HOURS				# OF WORKERS			
	Transitional	Non Target	Total	Transitional %	Transitional	Non Target	Total	Transitional %
316 Engineering and Construction, Inc.	406	584	990	41%	2	12	14	14%
ABC Lovin Drilling, Inc.	0	682	682	0%	0	6	6	0%
AirX Utility Surveyors, Inc.	0	473	473	0%	0	4	4	0%
American Marine Corporation	0	1,260	1,260	0%	0	15	15	0%
C E AllenCompany Inc dba Allenco	0	50	50	0%	0	3	3	0%
Condon-Johnson & Associates, Inc.	3,266	17,532	20,798	16%	3	44	47	6%
Elecnor Belco Electric, Inc.	0	337	337	0%	0	16	16	0%
Fryman Management Inc.	149	1,560	1,709	9%	1	20	21	5%
Guida Surveying Inc.	0	1,226	1,226	0%	0	12	12	0%
Harris Rebar Southern California	0	922	922	0%	0	35	35	0%
Hill Crane Service, Inc.	0	3,099	3,099	0%	0	19	19	0%
John S Meek Company Inc.	0	582	582	0%	0	5	5	0%
Koppl Pipeline Services Inc dba Koppl Services	0	3	3	0%	0	1	1	0%
Landmark Surveying Solutions, Inc.	0	454	454	0%	0	4	4	0%
Leed Electric, Inc.	0	1,510	1,510	0%	0	13	13	0%
Pipe Jacking Trenchless Inc.	0	319	319	0%	0	1	1	0%
Pipe Tec, Inc.	0	64	64	0%	0	2	2	0%
S R Bray LLC dba Power Plus	0	15	15	0%	0	4	4	0%
Statewide Traffic Safety and Signs Inc.	0	309	309	0%	0	14	14	0%
Stefan Merli Plastering Co., Inc. dba Merli Concrete	0	127	127	0%	0	9	9	0%
Sterndahl Enterprises, Inc.	0	679	679	0%	0	33	33	0%
T & M Projects, Inc. dba T & M Construction	0	12,217	12,217	0%	0	113	113	0%
Ultra Welding, Inc.	0	565	565	0%	0	9	9	0%
V & E Tree Service, Inc. dba V & E Landscapes	0	99	99	0%	0	8	8	0%
Vadnais Trenchless Services, Inc.	7,707	41,064	48,771	16%	12	68	80	15%
Veterans Engineering Services, Inc.	0	381	381	0%	0	15	15	0%
<b>TOTALS</b>	<b>11,528</b>	<b>86,107</b>	<b>97,635</b>	<b>12%</b>	<b>18</b>	<b>485</b>	<b>503</b>	<b>4%</b>

**Transitional:** Work hours performed by any individual whose primary place of residence is within the City of Los Angeles and who prior to commencing work on a Project, has been certified as satisfying at least one of the following criteria:

- Criteria (1) having a Veteran status; having a documented history of involvement with the criminal justice system; or being homeless.
- If the Jobs Coordinator or Employer is not able to identify anyone using Criteria (1), Criteria (2) may be used.
- Criteria (2) is an individual facing two of the following barriers to employment: having a household income of less than 50% of the Los Angeles County's median annual household income, receiving public assistance, lacking a GED or high school diploma, being a custodial single parent, suffering from long-term unemployment, being emancipated from the foster care system, or being an apprentice with less than 15% of the apprenticeship hours required to graduate to journey level in a program as described in Section 1.3 of the Project Labor Agreement.